



DENTAL SUPPLIES CATALOG

D E N T A L U N I T

At Dashmed, we believe in building long-term partnerships and delivering excellence in every aspect of our service from consultation and procurement to after-sales support and technical maintenance.



Intro

Your Trusted Partner in Dental Excellence

At Dashmed, we believe that quality dental care starts with the right tools in the right hands. With years of industry experience and a deep understanding of dental professionals' evolving needs, we are proud to present our latest Dental Equipment & Supplies Catalog — a carefully curated collection of state-of-the-art products designed to support modern dental practices at every level.

Our catalog features a wide range of premium dental equipment, instruments, and consumables sourced from globally recognized manufacturers. Whether you're looking to upgrade your clinic with advanced digital imaging systems, ensure precision with high-performance handpieces, or maintain efficiency with reliable sterilization units, Elite has you covered.

Each product in this catalog has been selected based on its performance, safety, durability, and compliance with international standards. We are committed to helping dental professionals deliver exceptional patient care by providing tools they can trust.

We invite you to explore this catalog and discover how Elite can become your long-term partner in professional growth and clinical success. Our dedicated customer service team is always ready to assist with product inquiries, orders, or customized solutions for your practice.

Elite — Empowering Dentistry with Innovation and Reliability.



Dental Unit Chair Mounted

Additional options

- Built-in ultrasonic scaler
- Built-in curing light
- Built-in digital camera
- LG 17" monitor with arm

Product features

- The whole product is controlled with low voltage to ensure safety

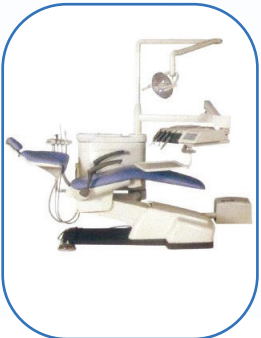
- Mould plastics for outer case
- Self-check when start, emergency stop by press any key
- Stepless adjustment for rinsing, 10 choices for the time of washing cuspidor
- Mesh filter for water inet and suction system, freely shift to external water supply
- The suction flow could be adjusted by high/low-volume suction handle, low-volume suction is with built-in filter
- Dental chair is with lower seat position,2 separate foot-controlllers

Product type and standard specification

Standard / Type	MT04001101	MT04001101-02	MT04001101-01	MT04001101-03
Hanging-on-hose instrument tray	●		●	
Over-pull-hose instrument tray		●		●
Floor box	●	●		
Built-in floor box			●	●
High-volume suction (1 set)	●	●	●	●
Saliva ejector (1 set)	●	●	●	●
Low-voltage X-ray viewer (1 set)	●	●	●	●
Round foot-controller (1 sef)	●	●	●	●
Dentist stool (1 sef)	●	●	●	●
Operating light (1 sef)	●	●	●	●
Operating light arm (1 sef)	●	●	●	●
Tmported 4-hole high-speed handpiece (2 pc)	●	●	●	●
Tmported 4-hole low-speed handpiece (1 pc)	●	●	●	●
3-way syringe (2 pc)	●	●	●	●



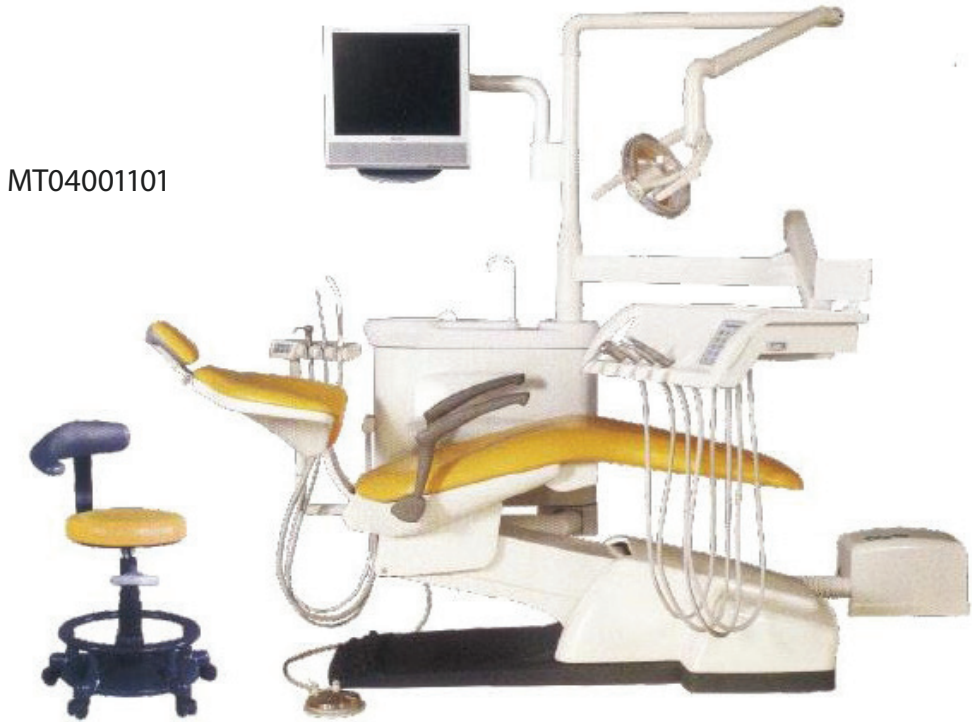
MT04001101-01



MT04001101-02



MT04001101-03



MT04001101

Dental Unit Chair Mounted

Additional options

- Built-in ultrasonic scaler
- Built-in curing light
- Built-in digital camera
- LG 17" monitor with arm

Product features

- The whole product is controlled with low voltage to ensure safety

- Mould plastics for outer case
- Self-check when start, emergency stop by press any key
- Stepless adjustment for rinsing, 10 choices for the time of washing cuspidor
- Mesh filter for water inet and suction system, freely shift to external water supply
- The suction flow could be adjusted by high/low-volume suction handle, low-volume suction is with built-in filter
- Dental chair is with lower seat position,2 separate foot-controlllers

Product type and standard specification

Standard / Type	MT04001102	MT04001102-02	MT04001102-01	MT04001102-03
Hanging-on-hose instrument tray	●		●	
Over-pull-hose instrument tray		●		●
Floor box	●	●		
Built-in floor box			●	●
High-volume suction (1 set)	●	●	●	●
Saliva ejector (1 set)	●	●	●	●
Low-voltage X-ray viewer (1 set)	●	●	●	●
Round foot-controller (1 sef)	●	●	●	●
Dentist stool (1 sef)	●	●	●	●
Operating light (1 sef)	●	●	●	●
Operating light arm (1 sef)	●	●	●	●
Tmported 4-hole high-speed handpiece (2 pc)	●	●	●	●
Tmported 4-hole low-speed handpiece (1 pc)	●	●	●	●
3-way syringe (2 pc)	●	●	●	●



MT04001102-01



MT04001102-02



MT04001103-03



MT04001102

Dental Unit Chair Mounted

Additional options

- Built-in ultrasonic scaler
- Built-in curing light
- Built-in digital camera
- LG 17" monitor with arm

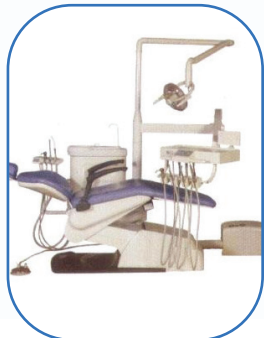
Product features

- The whole product is controlled with low voltage to ensure safety

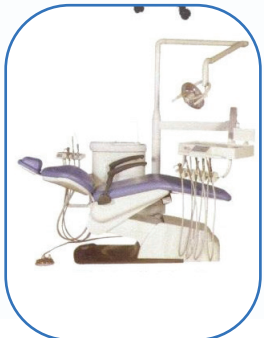
- Mould plastics for outer case
- Self-check when start, emergency stop by press any key
- Stepless adjustment for rinsing, 10 choices for the time of washing cuspidor
- Mesh filter for water inet and suction system, freely shift to external water supply
- The suction flow could be adjusted by high/low-volume suction handle, low-volume suction is with built-in filter

Product type and standard specification

Standard / Type	MT04001103	MT04001103-02	MT04001103-01	MT04001103-03
Hanging-on-hose instrument tray	●		●	
Over-pull-hose instrument tray		●		●
Floor box	●	●		
Built-in floor box			●	●
High-volume suction (1 set)	●	●	●	●
Saliva ejector (1 set)	●	●	●	●
Low-voltage X-ray viewer (1 set)	●	●	●	●
Round foot-controller (1 sef)	●	●	●	●
Dentist stool (1 sef)	●	●	●	●
Operating light (1 sef)	●	●	●	●
Operating light arm (1 sef)	●	●	●	●
Tmported 4-hole high-speed handpiece (2 pc)	●	●	●	●
Tmported 4-hole low-speed handpiece (1 pc)	●	●	●	●
3-way syringe (2 pc)	●	●	●	●



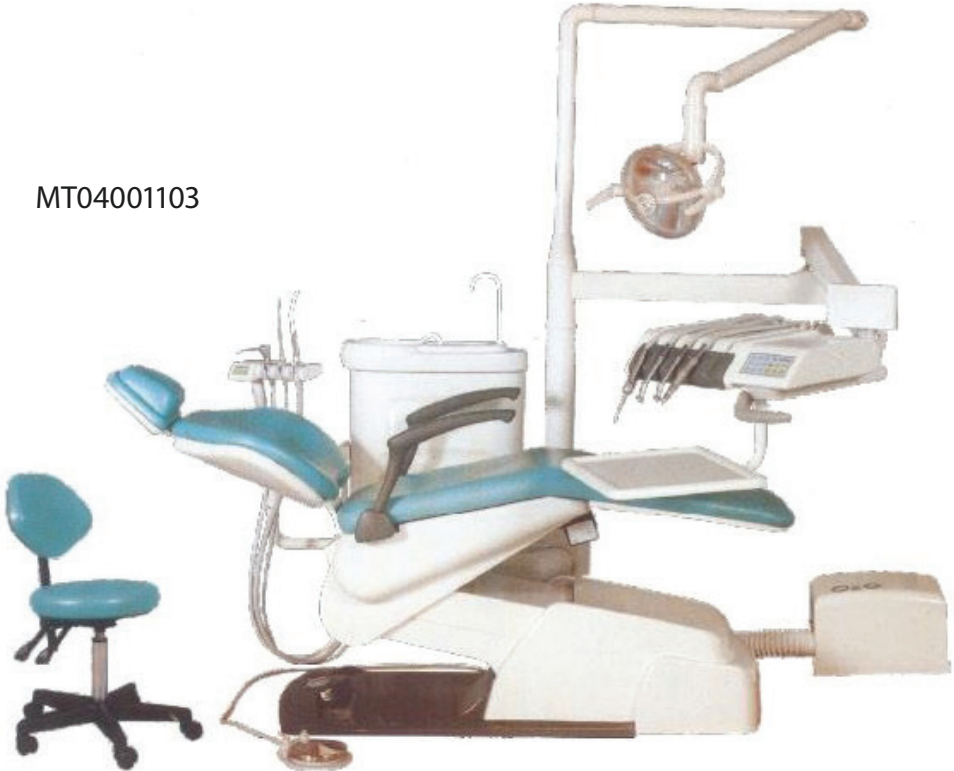
MT04001103-01



MT04001103-02



MT04001103-03



MT04001103

Dental Unit Chair Mounted

Additional options

- Built-in ultrasonic scaler
- Built-in curing light
- Built-in digital camera
- LG 17" monitor with arm

Product features

- The whole product is controlled with low voltage to ensure safety

- Mould plastics for outer case
- Self-check when start, emergency stop by press any key
- Stepless adjustment for rinsing, 10 choices for the time of washing cuspidor
- Mesh filter for water inet and suction system, freely shift to external water supply
- The suction flow could be adjusted by high/low-volume suction handle, low-volume suction is with built-in filter

Product type and standard specification

Standard / Type	MT04001104
Hanging-on-hose instrument tray	●
Floor box	●
Built-in floor box	●
High-volume suction (1 set)	●
Saliva ejector (1 set)	●
Low-voltage X-ray viewer (1 set)	●
Round foot-controller (1 sef)	●
Dentist stool (1 sef)	●
Operating light (1 sef)	●
Operating light arm (1 sef)	●
3-way syringe (1 pc)	●



MT04001104

Dental Unit Chair Mounted

Standard Configuration

- 3-way syringe(cold/hot water) 2sets
- Powerful suction device 1set
- Salivea ejector 1set
- Dentist s seat 1set
- Dental light 1set
- Warm water system 1set
- Water supply system 1set
- Rotatable ceramic spittoon 1set
- 24V noiseless DC motor chair 1set
- Water supply system 1set
- Rotatable ceramic spittoon 1set
- 24V noiseless DC motor chair 1set

Specifications

- Power Voltage 220V- 50Hz
- Motor Voltage 24V
- Air Pressure 0.5MPa-0.8MPa
- Water Pressure

220V- 50Hz
24V
0.5MPa-0.8MPa
0.5MPa-0.8MPa

Options

- Imported 4 hole high speed air turbine hand piece
- Imported 4 hole low speed air turbine hand piece
- Endoscope system
- Scaler
- Curing light



MT04001301

Dental Unit Chair Mounted

- Standard Configuration**
 - 3-way syringe(cold/hot water) **2sets**
 - Powerful suction device **1set**
 - Salivea ejector **1set**
 - Dentist s seat **1set**
 - Dental light **1set**
 - Warm water system **1set**
 - Water supply system **1set**
 - Rotatable ceramic spittoon **1set**
 - 24V noiseless DC motor chair **1set**
 - Water supply system **1set**
 - Rotatable ceramic spittoon **1set**
 - 24V noiseless DC motor chair **1set**

- Specifications**
 - Power Voltage 220V- 50Hz **220V- 50Hz**
 - Motor Voltage 24V **24V**
 - Air Pressure 0.5MPa-0.8MPa **0.5MPa-0.8MPa**
 - Water Pressure **0.5MPa-0.8MPa**

- Options**
 - Imported 4 hole high speed air turbine hand piece
 - Imported 4 hole low speed air turbine hand piece
 - Endoscope system
 - Scaler
 - Curing light



Dental Unit Chair Mounted

- Standard Configuration**
 - 3-way syringe(cold/hot water) **2sets**
 - Powerful suction device **1set**
 - Salivea ejector **1set**
 - Dentist s seat **1set**
 - Dental light **1set**
 - Warm water system **1set**
 - Water supply system **1set**
 - Rotatable ceramic spittoon **1set**
 - 24V noiseless DC motor chair **1set**
 - Water supply system **1set**
 - Rotatable ceramic spittoon **1set**
 - 24V noiseless DC motor chair **1set**

- Specifications**
 - Power Voltage 220V- 50Hz **220V- 50Hz**
 - Motor Voltage 24V **24V**
 - Air Pressure 0.5MPa-0.8MPa **0.5MPa-0.8MPa**
 - Water Pressure **0.5MPa-0.4MPa**

- Options**
 - Imported 4 hole high speed air turbine hand piece
 - Imported 4 hole low speed air turbine hand piece
 - Endoscope system
 - Scaler
 - Curing light



Standard Configuration

- Standard Configuration**
 - 3-way syringe **2sets**
 - Powerful suction device **1set**
 - Salivea ejector **1set**
 - Dentist s seat **1set**
 - Sensing dental light **1set**
 - Sensing water supply **1set**
 - Warm water system **1set**
 - Water supply system **1set**
 - Warm water system **1set**
 - 24V noiseless DC motor chair (Compensate design) **1set**
 - 3 program preset position **1set**
 - LED x-view

- Specifications**
 - Power Voltage **220V- 50Hz**
 - Motor Voltage **24V**
 - Air Pressure **0.5MPa-0.8MPa**
 - Water Pressure **0.5MPa-0.8MPa**

- Options**
 - Imported 4 hole high speed air turbine hand piece
 - Imported 4 hole low speed air turbine hand piece
 - Endoscope system
 - Scaler
 - Curing light



Standard Configuration

- Standard Configuration**
 - 3-way syringe **2sets**
 - Powerful suction device **1set**
 - Salivea ejector **1set**
 - Dentist s seat **1set**
 - Sensing dental light **1set**
 - Sensing water supply **1set**
 - Warm water system **1set**
 - Water supply system **1set**
 - Warm water system **1set**
 - 24V noiseless DC motor chair (Compensate design) **1set**
 - 3 program preset position **1set**

- Specifications**
 - Power Voltage **220V- 50Hz**
 - Motor Voltage **24V**
 - Air Pressure **0.5MPa-0.8MPa**
 - Water Pressure **0.5MPa-0.8MPa**

- Options**
 - Imported 4 hole high speed air turbine hand piece
 - Imported 4 hole low speed air turbine hand piece
 - Endoscope system
 - Scaler
 - Curing light



Standard Configuration

Standard Configuration

- 3-way syringe **2sets**
- Powerful suction device **1set**
- Salivea ejector **1set**
- Dentist's seat **1set**
- Sensing dental light **1set**
- Sensing water supply **1set**
- Warm water system **1set**
- Water supply system **1set**
- Warm water system **1set**
- 24V noiseless DC motor chair (Compensate design) **1set**
- 3 program preset position **1set**

Specifications

- Power Voltage **220V- 50Hz**
- Motor Voltage **24V**
- Air Pressure **0.5MPa-0.8MPa**
- Water Pressure **0.5MPa-0.4MPa**

Options

- Imported 4 hole high speed air turbine hand piece
- Imported 4 hole low speed air turbine hand piece
- Endoscope system
- Scaler
- Curing light



Dental Unit Chair Mounted

Standard Configuration

- Sensing water supply system **2sets**
- High quality electromagnetism valve **1set**
- LINAK Motor **1set**
- LED dental light **1set**
- Warm water system **1set**
- Two bottles cooling water supplysystem **1set**
- 3-way syringe(cold/hot) **1set**
- LCD screen display system **1set**
- LED x-ray viewer **1set**
- Dentist's stool(Genuine leather upholstery) **1set**
- Rotatable ceramic spittoon **1set**
- Powerful suction device **1set**
- Saliva ejector
- Compensation design electric chair (Genuine leather upholstery)
- High quality suction tube
- Two high-speed hand piece and one low-speed hand piece tube

Specifications

- Power Voltage 220V- 50Hz **220V- 50Hz**
- Motor Voltage 24V **24V**
- Air Pressure 0.5MPa-0.8MPa **0.5MPa-0.8MPa**
- Water Pressure **0.2MPa-0.4MPa**

Options

- High speed hand-piece
- Low speed air motor
- Fiber optic hand-piece
- Endoscope system
- Scaler
- Curing light
- Electronic micro motor



Standard Configuration

Standard Configuration

- Auto thermostatic rinsing water supply **2sets**
- Auto cuspidor flush and cup filler **1set**
- Built-in water & air purification **1set**
- Mute motor controlled chair(self tilting) **1set**
- Electric chair control (three memories) **1set**
- Rotatable tempered glass cuspidor **1set**
- Saliva suction (high,low) **2set**
- Adjustable operation light **1set**
- Adjustable headrest **1set**
- Triple-purpose syringe(cold hot water) **2set**
- LED film viewer **1set**
- Multifunctional 4-hole pedal switch **1set**
- Pure water bottle **1set**
- Dentist stool **1set**

Specifications

- Supply Voltage **AC220V/230V 50Hz/60Hz**
- Motor Voltage **DC24V**
- Air Pressure **0.5MPa-0.8MPa**
- Water Pressure **0.2MPa-0.4MPa**

Options Accessories

- 4-hole high speed air turbine HLP.
- 4-hole low speed air turbine HLP.
- Endoscope system
- Ultrasonic scaler
- Curing light



Standard Configuration

Standard Configuration

- Auto thermostatic rinsing water supply **1set**
- Auto cuspidor flush and cup filler **1set**
- Built-in water & air purification **1set**
- Mute motor controlled chair(self tilting) **1set**
- Electric chair control (three memories) **1set**
- Rotatable tempered glass cuspidor **1set**
- Saliva suction (high,low) **2set**
- Adjustable operation light **1set**
- Adjustable headrest **1set**
- Triple-purpose syringe(cold hot water) **2set**
- LED film viewer **1set**
- Multifunctional 4-hole pedal switch **1set**
- Pure water bottle **1set**
- Dentist stool **1set**

Specifications

- Supply Voltage **AC220V/230V 50Hz/60Hz**
- Motor Voltage **DC24V**
- Air Pressure **0.5MPa-0.8MPa**
- Water Pressure **0.2MPa-0.4MPa**

Options Accessories

- 4-hole high speed air turbine HLP.
- 4-hole low speed air turbine HLP.
- Endoscope system
- Ultrasonic scaler
- Curing light



Computer Controlled Integral Dental Unit

Standard Configuration

Standard Configuration

- Auto thermostatic ninsing water sypply 1set
- Auto cuspidor flush and cup filler 1set
- Built-in water & air purification 1set
- Mute motor controlled chair(self ilting) 1set
- Electric chair control (three memories) 1set
- Rotatable tempered glass cuspidor 1set
- Saliva suction (high,low) 2pcs
- Adjustable operation light 1set
- Adjustable headrest 1set
- Triple-purpose syringe(cold hot water) 2pcs
- LED film viewer 1set
- Multifunctional 4-hole pedal switch 1set
- Pure water bottle 1set
- Dentist stool 1set

Specifications

- Supply Voltage AC220V/230V 50Hz/60Hz
- Motor Voltage DC24V
- Air Pressure 0.5MPa-0.8MPa
- Water Pressure 0.2MPa-0.4MPa

Options Accessories

- 4-hole high speed air turbine H.P.
- 4-hole low speed air turbine H.P.
- Endoscope system
- Ultrasonic scaler
- Curing light



Standard Configuration

Standard Configuration

- Auto thermostatic ninsing water sypply 1set
- Auto cuspidor flush and cup filler 1set
- Built-in water & air purification 1set
- Mute motor controlled chair(self ilting) 1set
- Electric chair control (three memories) 1set
- Rotatable tempered glass cuspidor 1set
- Saliva suction (high,low) 2pcs
- Adjustable operation light 1set
- Adjustable headrest 1set
- Triple-purpose syringe(cold hot water) 2pcs
- LED film viewer 1set
- Multifunctional 4-hole pedal switch 1set
- Pure water bottle 1set
- Dentist stool 1set

Specifications

- Supply Voltage AC220V/230V 50Hz/60Hz
- Motor Voltage DC24V
- Air Pressure 0.5MPa-0.8MPa
- Water Pressure 0.2MPa-0.4MPa

Options Accessories

- 4-hole high speed air turbine H.P.
- 4-hole low speed air turbine H.P.
- Endoscope system
- Ultrasonic scaler
- Curing light



Standard Configuration

Standard Configuration

- Auto cuspidor flush and cup filler 1set
- External water & air purification 1set
- Mute motor controlled chair 1set
- Rotatable tempered glass cuspidor 1set
- Saliva suction (high,low) 2pcs
- Adjustable operation light 1set
- Adjustable headrest 1set
- Triple-purpose syringe(cold.hot water) 2pcs
- LED film viewer 1set
- Four-hole pedal switch 1set
- Pure water bottle 1set
- Dentist stool 1set

Specifications

- Supply Voltage AC220V/230V 50Hz/60Hz
- Motor Voltage DC24V
- Air Pressure 0.5MPa-0.8MPa
- Water Pressure 0.2MPa-0.4MPa

Options Accessories

- 4-hole high speed air turbine H.P.
- 4-hole low speed air turbine H.P.
- Endoscope system
- Ultrasonic scaler
- Curing light



Standard Configuration

Standard Configuration

- Auto cuspidor flush and cup filler 1set
- External water & air purification 1set
- Mute motor controlled chair 1set
- Ceramic cuspidor 1set
- Low Saliva suction 1pcs
- Adjustable operation light 1set
- Adjustable headrest 1set
- Triple-purpose syringe(cold.hot water) 2pcs
- LED film viewer 1set
- Pure water bottle 1set
- Four-hole pedal switch 1set
- Dentist stool 1set

Specifications

- Supply Voltage AC220V/230V 50Hz/60Hz
- Motor Voltage DC24V
- Air Pressure 0.5MPa-0.8MPa
- Water Pressure 0.2MPa-0.4MPa

Options Accessories

- 4-hole high speed air turbine H.P.
- 4-hole low speed air turbine H.P.
- Endoscope system
- Ultrasonic scaler
- Curing light



Standard Configuration

Standard Configuration

- Electrical flush water supply **1set**
- External water & air purification **1set**
- Mute motor controlled chair **1set**
- Rotatable tempered glass cuspidor **1set**
- Low Saliva suction **1pcs**
- Adjustable operation light **1set**
- Adjustable headrest **1set**
- Triple-purpose syringe(cold water) **1pcs**
- LED film viewer **1set**
- Pure water bottle **1set**
- Round-shape pedal switch Dentist stool **1set**
- Dentist stool **1set**

Specifications

- Supply Voltage **AC220V/230V 50Hz/60Hz**
- Motor Voltage **DC24V**
- Air Pressure **0.5MPa-0.8MPa**
- Water Pressure **0.2MPa-0.4MPa**

Options Accessories

- 4-hole high speed air turbine HLP.
- 4-hole low speed air turbine HLP.
- Endoscope system
- Ultrasonic scaler
- Curing light



CURING LIGHT

LED Curing Light

MT04006051

- Wireless GUN type handpiece,LCD screen display
- Special light guidewith the best light effect
- A full charge can be used for over 200 times (20 second/time)
- Constant light intensity;the solidification effect is stable even the battery power decreases
- Battery protection prolonging life time
- Low battery warning function, low standby power consumption
- Working mode:fast, pulse and step
- Light intensity test function
- Good function and beautiful

- **Battery:** 3.7V DC/2200mAh;
- **Timer:** 01sec-60sec;
- **Charger input Voltage:** ~95-245V 50/60Hz;
- **Handpiece weight:** 200g



LED Curing Light

MT04006052

- Wireless,metal cover
- A full charge can be used for over 200 times.(20s/time)
- Constant light intensity, the solidification effect is stable even battery power fluctuations.
- Battery protection, prolonging life time
- Low battery warning function, low standby power consumption
- Working mode:fast,pulse and step

- **Battery:** 3.7V DC/2200mAh
- **Timer:** 20sec(beeping every 10sec)
- **Charger input Voltage:** ~95-245V 50/60Hz
- **Handpiece weight:** 145g

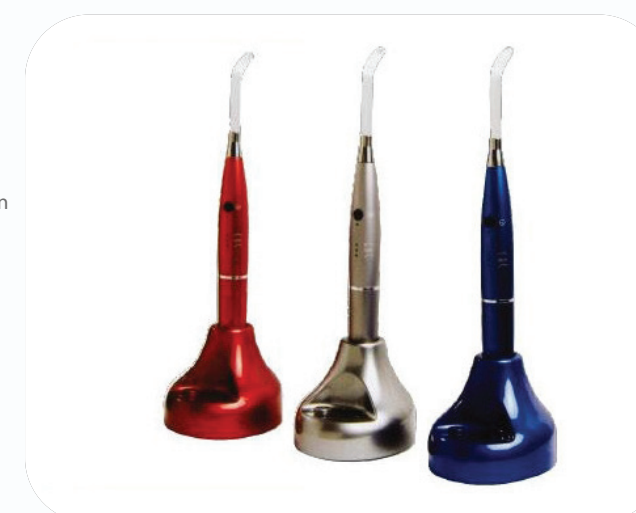


LED Curing Light

MT04006053

- Wireless,metal cover
- A full charge can be used for over 200 times.(20s/time)
- Constant light intensity, the solidification effect is stable even battery power fluctuations.
- Battery protection, prolonging life time
- Low battery warning function, low standby power consumption
- Working mode:fast,pulse and step
- Light intensity test function

- **Battery:** 3.7V DC/2200mAh
- **Timer:** 20sec(beeping every 10sec)
- **Charger input Voltage:** ~95-245V 50/60Hz
- **Handpiece weight:** 145g



LED Curing Light (Built-in)

MT04006054

- Built-in be used in the dental chair
- Constant light intensity, the solidification effect is stable even battery power fluctuations
- Metal cover
- Working mode:fast pulse and step
- Power supply: ~24V 50/60Hz 1A
- Timer: 20sec(beeping every 10sec)
- Handpiece weight'105g



LED Curing L (Built-in)

MT04006061

- Built-in be used in the dental chair
- Constant light intensity, the solidification effect is stable even battery power fluctuations
- **Working mode:** fast, pulse and step
- **Power supply:** ~24V 50/60Hz 1A
- Timer-Fast Mode 10sec(beeping every 5sec) or Step Mode 20sec(beeping every 10sec)
- **Handpiece weight:**105g



LED Curing Light

MT04006062

- MT04007002. MT04007004. MT04007001 or EMS scaler can be used in one device
- Constant light intensity, the solidification effect is stable even battery power fluctuations. © Working mode:fast pulse and step
- **Power supply:** the scaler handpiece power
- **Timer:** 20sec(beeping every 10sec)
- **Handpiece weight:** 95g
- **Dimension:** 25x250mm



LED Curing Light

MT04006063

- Sealed, connect to the commercial power
- Constant light intensity, the solidification effect is stable even battery power fluctuations.
- **Working mode:** fast pulse and step
- **Power supply:**~100-240V 50/60Hz
- **Timer:** 20sec(beeping every 10sec)
- **Weight:** 200g
- **Handpiece dimension:** 25x250mm



LED Curing Light

MT04006064

- Built-in be used in the dental chair
- Constant light intensity, the solidification effect is stable even battery power fluctuations
- **Working mode:** fast, pulse and step
- **Power supply:** ~24V 50/60Hz 1A
- **Timer:** 20sec (beeping every 10sec)
- **Handpiece weight:**105g
- **Handpiece dimension:** 25x250mm



LED Curing Light

MT04006071

- The device is using high-quality LED.
- Constant light intensity, the solidification effect is stable even battery power fluctuations.
- PC control, accurate and reliable
- **Power:** ~95-245V 50/60Hz
- **Timer:** 20sec(beeping every 10sec)
- **Weight:** 0.8kg
- **Dimension:** 140x125x90mm



LED Curing L (Built-in)

MT04006072

- Built-in LED curing light it is used in the dental chair
- The device is using high-quality LED tube
- Constant light intensity, the solidification effect is stable even battery power fluctuations.
- **Power:** ~95-245V 50/60Hz
- **Timer:** 20sec(beeping every 10sec)
- **Handpiece weight:** 95g



Curing Light

MT04006081

- PC control accurate and reliable
- Using best halogen bulb Cooling fan will be delay working automatically,ensure cooling the bulb fully.
- Working time can be adjusted freely.
- **Power supply:** ~220V/50Hz or ~110V/60Hz
- **Halogen bulb:** 12V/75W
- **Weight :** 2.0kg.
- **Dimension:** 165x145x150mm



Curing Light

MT04006082

- PC control, accurate and reliable
- Using best halogen bulb
- Cooling fan will be delay working automatically,ensure cooling the bulb fully.
- Working time can be adjusted freely.
- **Power supply:** ~220V/50Hz or~ 110V/60Hz
- **Halogen bulb:**12V/75W
- **Weight:** 1.9kg
- **Dimension:** 200x125x90mm



LED Curing Light

MT04006102

MT04006102,not only traditional features inherited but advanced technology and enhanced Led lamp adopted

Technical data:

- Light intensity: 800mw/cm² Max:900 mw/cm²
- Wave length:420nm-480nm
- Curing depth: > 4mm Max depth:6mm
- Preset timer: 20SEC

Description:

- No bulbs to replace
- Control-unit handpiece and cord:lightweight and detachable with one another
- Curing cycle can be interrupted manually with one-touch trigger button audible signal alerts X the user to the operational status
- Fan-free and sealed construction allows for confident asepsis
- Standard autoclavable probe with360° rotation for easy access
- 110v-230v usable anywhere, European, North-American power plugs available



ULTRASONIC SCALER

Ultrasonic Scaler

MT04007001

- The handpiece is made of the piezoelectric ceramic of ultrasonic.
- The handpiece has protective function when the output power is large.
- The handpiece could be pulled and inserted freely. And it could be disinfected at 135°C ;0.22Mpa high pressure.
- PC control automatic frequency tracking keep the best work state.
- Using 10 pes LED to display the working strength
- The handpiece is compatible with EMS.

- **Power supply:**~220V 50Hz or ~100-240V 50/60Hz
- **Operation frequency:** 29kHz +3kHz
- **Weight:** 1 kg
- **Dimension:** 180x150x90 mm



Ultrasonic Scaler

MT04007002

- The handpiece is made of the piezoelectric ceramic of ultrasonic.
- The handpiece has protective function when the output power is large.
- The handpiece could be pulled and inserted freely. And it could be disinfected at 135°C ,0.22Mpa high pressure.
- The adjustment and indication of the working strength in the same button. It is concise.
- The handpiece is compatible with Mectron.

- **Power supply:**~220V 50Hz or ~100-240V 50/60Hz
- **Operation frequency:** 31kHz +3kHz
- **Weight:** 0.8 kg
- **Dimension:** 180x150x90 mm



LED Curing Light

MT04006102

- The handpiece is made of the piezoelectric ceramic of ultrasonic.
- The handpiece has protective function when the output power is large.
- The handpiece could be pulled and inserted freely. And it could be disinfected at 135°C ,0.22Mpa high pressure.
- The adjustment and indication of the working strength in the same button. It is concise.
- The handpiece is compatible with Mectron.

- **Power supply:**~220V 50Hz or ~100-240V 50/60Hz
- **Operation frequency:** 31kHz +3kHz
- **Weight:** 0.8 kg
- **Dimension:** 180x150x90 mm



Ultrasonic Scaler (Built-in)

MT04007004

- The handpiece is made of the piezoelectric ceramic of ultrasonic.
- The handpicce has protective function when the output power is large
- The handpiece could be pulled and inserted freely. And it could be disinfected at 135'C ,0.22Mpa high pressure.
- PC control automatic frequency tracking keep the best work state.
- The handpiece is compatible with EMS.

- **Power supply:**~24V 50/60Hz 1.3A
- **Operation frequency:** 29kHz + 3kHz
- **Weight:**0.15kg
- **Dimension:** 63x50x33mm

- The handpiece is made of the piezoelectric ceramic of ultrasonic.
- The handpiece has protective function when the output power is large.
- The handpiece could be pulled and inserted freely.And it could be disinfected at 135°C ,0.22Mpa high pressure
- The handpiece is compatible with EMS

- The handpiece is made of the piezoelectric ceramic of ultrasonic.
- The handpiece has protective function when the output power is large.
- The handpiece could be pulled and imserted freely. And it could be disinfected at 135°C , 0.22Mpa high pressure.
- The handpiece is compatible with Mectron.



Ultrasonic Scaler

MT04007051

Description

Intelligent Light Feedback(ILF) let you keep track of scaling conditions
Automatic power compensation system(APCS)
Automatically variable power depending on the extent of strength pressed on teeth

- **Technical data: Frequency:** 29KHz-32KHz
- **Water consumption:** 5-SOcc/min
- **Weight :** 3KG
- **Scaling tips supplied :** 4(each tip capable of cleaning 1000 cases)



Amalgamator

MT04006061

- PC control, accurate and reliable o
 - Special capsule clamping device, ensure the reliability
 - Flip protection
 - it's revolve according to "8" model, make more fully capsule mixed
 - Working time can be adjusted freely,(01-99s)
 - Can be used for blending dental amalgam caps capsules and glass ionomer capsules
- Power supply:~220V/50Hz or~110V/60Hz
Mixing frequency:4300T/min
Weight: 2.6kg
Dimension: 230x205x145mm



Amalgamator

MT04006062

- Feature:**
- The amalgamator controlled by a microprocessor,ensure a precise,controlled,consistent mix. • Have the width of the oscillating range,the mixing frequency,and can be selected time 0-99s
 - It's revolve according to '8' model.
 - For mercury-based fillings.Trust the performance of amalgamator. Moreover, it provides the clinical perfection you need with the ease-of-use you want.
- For safe operation the amalgamator stop when you open the front cover to access the capsule.
It's ergonomic design is easy to use.stable,extremely quiet and easy to clean and maintain



Amalgamator

MT04006063

- Feature:**
- The amalgamator controlled by a microprocessor,ensure a precise,controlled,consistent mix. • Have the width of the oscillating range,the mixing frequency,and can be selected time 0-99s
 - It's revolve according to '8' model.
 - For mercury-based fillings.Trust the performance of amalgamator. Moreover, it provides the clinical perfection you need with the ease-of-use you want.
- For safe operation the amalgamator stop when you open the front cover to access the capsule.
It's ergonomic design is easy to use.stable,extremely quiet and easy to clean and maintain



Amalgamator

MT04006064

- Feature:**
- The amalgamator used for all kinds of capsule and power.
 - have the width of the oscillating range the mixing frequency,and your selected time 0~90s.
 - For safe operation.the amalgamator stop when you open the front cover to access the capsule.
 - it's ergonomic design is easy to use,stable,extremely quiet and easy to clean and maintain.
 - The amalgamator will autokeep the time data of last time.



Dental Orthodontic Welder

MT04006071

- PC control accurate and reliable
- Be used for dental welding and soldering of stainless steel accessories.
- Be used for the orthodontic material. For example Arch wire for forming heat treatment
- Metal cover,soldering fastness,stabilization
- Foot pedal control,stop soldering anytime
- Power supply : ~220V/50Hz or~110V/60Hz
- Weight: 9.0kg
- Dimension: :325x215x140mm



Oral Camera

MT04006061

- PC control, accurate and reliable o
 - Special capsule clamping device, ensure the reliability
 - Flip protection
 - it's revolve according to "8" model, make more fully capsule mixed
 - Working time can be adjusted freely,(01-99s)
 - Can be used for blending dental amalgam caps capsules and glass ionomer capsules
- Power supply:~220V/50Hz or~110V/60Hz
Mixing frequency:4300T/min
Weight: 2.6kg
Dimension: 230x205x145mm



Apex Finder

MT04006062

- Feature:**
- precision: 0.1 mm
 - The accessories can be sterilized with high temperature prevent the patients from cross infection
 - Detective prection: the tolerance of corresponding
 - DC resistance will <+10% when display the above value.
 - Sonar alert:when the value s K <0.5,there will be sonar alert.
 - Power range: AC110V/220V +10%, DC8.5-9.2V.
 - Continuous working time: non-stop working time will no less than 2 hours when the battery is full.



Apex Finder

MT04006063

- Feature:**
- precision: 0.1 mm
 - The accessories can be sterilized with high temperature prevent the patients from cross infection
 - Detective prection: the tolerance of corresponding
 - DC resistance will <+10% when display the above value.
 - Sonar alert:when the value s K <0.5,there will be sonar alert.
 - Power range: AC110V/220V +10%, DC8.5-9.2V.
 - Continuous working time: non-stop working time will no less than 2 hours when the battery is full.



Root Canal Treatment

MT04006064

- Feature:**
- Adjustable speed and torque
 - Easy operating with wide LCD screen
 - Drive 1:1 contra angle is available
 - Auto reverse to protect the file
 - Auto power off and memory function
 - High capacity Li-ion chargeable battery,and can be work with battery or adaptor.



Root Canal Treatment

MT04006071

- Feature:**
- Adjustable speed and torque
 - Easy operating with wide LCD screen
 - Drive 1:1 contra angle is available
 - Auto reverse to protect the file
 - Auto power off and memory function
 - High capacity Li-ion chargeable battery,and can be work with battery or adaptor.



TOOTH MATERIAL

Synthetic Polymer Teeth

These teeth are essentially made of methyl methacrylate in the technique of hot pressing , providing appropriate hardness and natural appearance in form and shade,and having a good bond with the denture base. Available in 9 shades.

Two-Layer Synthetic Polymer Teeth

These teeth are made of good quality methyl methacrylate using unique hot pressing technique and thereby the hardness and their resistance to abrasion are improved greatly. They simulate =2 natural teeth precisely both in shade and form.

Three-Layer Synthetic Polymer Teeth

These teeth are made of good quality methyl methacrylate using unique hot pressing technique and thereby the hardness and their resistance to abrasion are improved greatly. They simulate =2 natural teeth precisely both in shade and form.

Alloy Pin Porcelain Teeth

These teeth are vacuum fired at high temperature and possess the properties of high compressive strength,abrasion resistance. stable color and non-corrosive.

Gold Pin Porcelain Teeth

These teeth, made of pure porcelain, are vacuum fired at high temperature and possess the properties of fine texture and high strength Gold pins of anteriors, fixed on the platinum ring in the center of the tooth body are tight, stable and corrosion-resistant.



Alloy Pin White Porcelain Teeth

With pure porcelain and rational construction of pin and porcelain, these precision-made teeth have good effects similar to gold ones.

Denture Base Resin, Type I

This product, made of acrylic resin, is used for making artificial denture bases.

Denture Base Resin, Type II

This is a self-curing acrylic resin copolymerized at room temperature and suitable for making and repairing various artificial denture bases.

Fibred Denture Base Resin

This is an acrylic resin copolymer containing fibers coated with pigment. Therefore the denture bases

Tooth Acrylic

This product, made of acrylic resin, is mainly used to manufacture artificial teeth.

Self-Curing Tooth Acrylic

This is an acrylic resin copolymerized at room temperature and suitable for making artificial teeth, crowns and bridges, and repairing tooth surface.

Modelling Composition

This composition is used for taking ordinary dental impressions and making individual impression tray, and available in two colors, white one has a softer consistency than the red.

Alginate Impressions

This product can be used for repairing the dentition defect or loss, and taking the orthodontic impression.

Matrix Band

This matrix band is made of stainless steel. When filling Class II cavities, it is used to separate the cavity surface from its proximal tooth and to prevent overflowing of the filling material.



Inlay Wax

"This product model material sed for restoration of casting denture j's suitable for making o'wax pattern of dental metal inlay.

Stippled Wax

'This product is suitable for making casting upper palate and possesses the characteristics of fine and lifelike stipples,softer and easy labeling

Sheet Wax

'This product is suitable for making wax patterns for thin castings It s free from impurities and leaves no residues after burnt out in the casting ring The wax patterns produced are stable in size and convenient for use.

Base Plate Wax

This product used as a wax pattern for making denture bases and bite rims It is available in two shades:the red one being for use in ordinary climate,while the pink one for tropical use.

Wax For Crown & Bridge

'This product ,with good plasticityis very easy to sculpture and cut,and suitable for making wax pattern of crown & bridge.

Dipping Wax

This product ,with homogeneous thickness,good elasticity and stable formis suitable for making wax cap.



Wax Patterns

casting various metal prostheses. The wax patterns produced are stable in size and convenient for use.

Casting Wax Wire

This product ,with good plasticityis suitable for making wax patterns and casting arious prostheses. This wax is with low tension and smooth in texture.

High Temperature Investment

This product is a phosphate-bonded investment and possesses proper properties of setting expansion and thermal expansion.A cast mould,with smooth,detailed surface and high precision.can be poured both conveniently and precisely by it.

Crown-Bridge Investment

This product is a phosphate-bonded investment and possesses proper properties of setting expansion and thermal expansion A cast mouldwith smooth,detailed surface and high precision.can be poured both conveniently and precisely by it.

Dental Stone

Shang-Chi improved fine dental stone with a small amount of certain additive and easy operation.is an ideal economic and good quality modeling material.



Super-Hard Stone

Shang-Chi super-hard stone with high compressive strength and expansion coefficient, can be poured into models of all kinds of metal casting, ceramic and ceramic and partial denture.

Dental Abrasive Wheels

These abrasive wheels are made of silicon carbide as abrasive. bonded with porcelain Being sharp cutting, they can be used for trimming artificial teeth and for abrasion of metallic and non-metallic materials, etc.

Abrasive Points With Handles

May be used clinically in preparation of tooth abutments for various types of prosthesis, and may also be utilized in dental laboratory for abrading, dressing and trimming metallic or plastic prosthetic appliances.

Seamless Shells

These shells are made of nickel chromium alloy and possess the properties of excellent ductility and strong resistance to corrosion. They are conveniently swaged and soldered, and can be used for resoration of the crowns.

Silver Alloy Solder

This product is specially used for soldering articles made of stainless steel or nickel-chromium alloys and possesses excellent soldering properties.

Nickel-Chromium Alloy Plates

This product, made of nickel chromium alloy, is suitable for making shell crowns fixed partial and denture base.



Stainless Steel Lumps (For Casting)

This product may be used in place of precious metals for casting prostheses. It is suitable for casting denture frameworks, clasps, denture bases, and also for making inlays and one-piece casting for fixed partial.

Porcelain Fused To Metal

This product, made of nickel, chromium and other materials, is an alloy melted in high vacuum. It possesses appropriate strength, excellent resistance to corrosion and easy flowing during casting, and can be used for casting metal-ceramic internal crown.

Cobalt-Chromium Alloy (Hard)

This product, made of cobalt, chromium, nickel and molybdenum melted in high vacuum. It possesses the properties of easy flowing and formation when cast. Its casting surface appears smooth and bright after polished. It can be used for casting clasp, lingual bar, one-piece cast, etc.

Gold Colored Casting Alloy

This product non-precious, medium fusing and good flow casting alloy, and suitable for use in construction of inlays, crowns and bridges, etc. It can be used as precious gold alloy.

Soft Steel

This product, made of nickel, chromium, copper and etc., in high vacuum technique, is easy to be ground and polished with its appropriate strength and can be used for making crowns and bridges.

Amalgam Alloy

It is copper-silver alloy powder and a lathe-cut alloy to adapt well to the cavity walls when amalgamated with mercury. Therefore, no microleakage will occur between the cavity walls and restoration. The restorations made of this alloy have high strength and durable use life. It is available in high silver alloy (69 percents of silver) and low silver alloy (43 percents of silver) at the ratio of copper to silver.



Silver Alloy Capsules

'This product is packed in capsules, so it is convenient for operation, and any leakage of mercury will not happen owing to the specific structure of the capsule. Therefore, it is easier and safer for clinical use. It is available in high silver alloy(69 percents of silver) and low silver alloy (43 percents of silver)at the ratio of copper-silver.

Temporary Stoppings

'These products are mainly used for the temporary filling of carious cavity and adhere well to the cavity wall. They possess fairly good adhesion and plasticity after softening.

Gutta Percha Points

'These products are mainly used for the filling of root canal in the therapy process of root canal.

Zinc-Silico-Phosphate Cement

'The uses and features of this cement are similar to those of the zinc phosphate cement, but its compressive strength is higher than that of the latter.

Zinc-Phosphate Cement


This product possesses the characteristics of temporary sealing, filling and good compressive strength, and mainly can be used in temporary blocking and filling of the cavities.

Glass Ionomer Cement

'This product can be used for the cementation of crowns, fixed partial, inlays and the restorative filling of class I11 & IV, and is highly biocompatible and good in marginal seal.

Zinc Polycarboxylate Cement

This product, good in adhesion and minimum in irritation, is used for the cementation of enamel, metalenamel, orthodontic accessories, crowns, fixed partial and inlays, and the restoration of milk tooth carious cavity.



Contact Info

Phone : + 986 7935 1161

Email : Omar@dashmed-om.com