





leading provider of high-quality medical equipment and healthcare solutions, committed to advancing the standards of patient care across the region.

With a strong foundation built on integrity, innovation, and expertise, Elite specializes in the distribution and supply of cutting-edge medical devices, diagnostic tools, and hospital-grade technologies.

# Contents

1.

- Hospital Bed
- Homecare Bed
- Orthopedic Bed
- Children Bed
- Baby Crib
- Bedside Table



2.

- Walking Aids



3.

- Monitor
- Nebulizer
- Doppler







Technical Parameters	
External Length	2127mm
External Width	1070mm
Bed Height Min.	530mm
Bed Height Max.	930mm
Mattress Platform	1925×900mm
Safe Working Load	250kg

Technical Configuration	
✓ LINAK Motor	2pcs
✓ Telescopic Column Motor	3pcs
✓ 6" Double Side Secure® Castors, Central Locking	4pcs
✓ ABS Side Rail with Integrated LCD Control Panel	1set
✓ ABS Bed Ends with Safe Lock	1set
✓ X-ray Transparent Phenolic Resin Bed Platform	1set
✓ Patent Angle Indicator	4pcs
✓ Φ85mm Wall Bumper Wheel	4pcs
✓ Trapeze Socket	2pcs
✓ IV Pole	1set
✓ IV Pole Prevision	8pcs
✓ Drainage Hook	4pcs
✓ Central Locking Pedal	2pcs
✓ ABS Mattress Retainer	6pcs
✓ Hook Type LCD Control Panel at Foot End	1pc
✓ Emergency Stop Button	1pc
✓ Night Light	1set
✓ Manual CPR	
✓ Electric CPR	
✓ Weighing System	

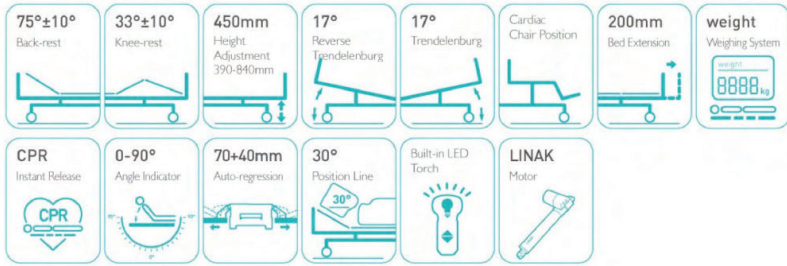


Technical Parameters	
External Length	2120-2320mm
External Width	1010mm
Bed Height Min.	550mm
Bed Height Max.	950mm
Mattress Platform	1890-2090×820mm
Safe Working Load	250kg

Technical Configuration	
✓ LINAK Motor	6pcs
✓ 6" Double Side Castors, Central Locking	4pcs
✓ ABS Side Rail with Integrated Control Panel	1set
✓ ABS Bed Ends One Step Removable	1set
✓ Ø85mm Wall Bumper Wheel	4pcs
✓ IV Pole 4 Hooks	1set
✓ IV Pole Prevision	4pcs
✓ Drainage Hook	4pcs
✓ 5" Directional Wheel Pedal	2pcs
✓ Central Locking Pedal	2pcs
✓ X-ray Translucent Mattress Platform	1set
✓ Back-up Battery	1set
✓ Night Light	1set
✓ Bed Push Handle for Emergency Transfer	1set
✓ Manual CPR	
✓ Electric CPR	

Optional	
<input type="checkbox"/> Weighing System With LCD Screen	
<input type="checkbox"/> Data Storage System	
<input type="checkbox"/> Monkey Pole	





Technical Parameters

External Length	2150mm
External Width	1060mm
Bed Height Min.	390mm
Bed Height Max.	840mm
Mattress Platform	1925×880mm
Safe Working Load	250kg

Technical Configuration

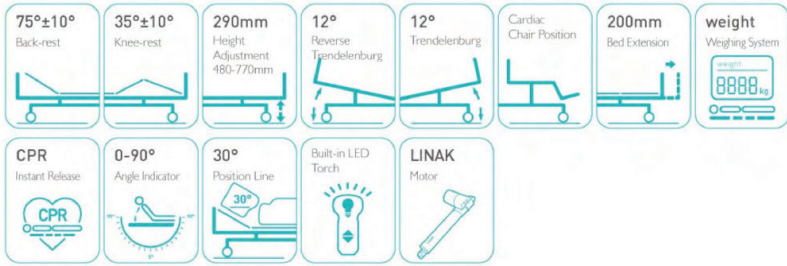
✓ LINAK Motor	4pcs
✓ 5" Double Side Castors, Central Locking System	4pcs
✓ ABS Ossis Side Rail Extra Height	1set
✓ ABS Ossis Bed Ends with Safe Lock	1set
✓ PP Bed Platform, Removable & Washable	9pcs
✓ Plastic Socket Inside PP Guardrail for Phone or Glasses	2pcs
✓ Patent Angle Indicator For Back-rest And Trendelenburg Position	4pcs
✓ Ø113mm Wall Bumper Wheel	4pcs
✓ IV Pole 4 Hooks	1set
✓ IV Pole Prevision	4pcs
✓ Drainage Hook	2pcs
✓ Central Locking Pedal	2pcs
✓ ABS Mattress Retainer	2pcs
✓ Hand Controller	1pc
✓ Manual CPR	
✓ Electric CPR	
✓ Lowest position indicator	

Advantages

- ★ Double Auto-regression
- ★ Super-low Bed Position 390mm
- ★ PP Bed Platform, Removable & Washable
- ★ Inserted-type PP Head Foot Board, One Step Release With Safe Lock, Patent Design
- ★ PP Safety Guardrail With Two Steps Unlocking System, Patent Design
- ★ Back Rest 30degree Position, Reduce The Chance Of Lung Infection
- ★ Built-in LED Torch

Optional

<input type="checkbox"/> Weighing System
<input type="checkbox"/> Bed Extension 20cm
<input type="checkbox"/> Back-up Battery
<input type="checkbox"/> Nurse Control Panel
<input type="checkbox"/> Emergency Stop Button
<input type="checkbox"/> Cardiac Chair Position
<input type="checkbox"/> Directional Wheels Function
<input type="checkbox"/> 5th and 6th Extra Side Rail For Full Protection
<input type="checkbox"/> Monkey Pole
<input type="checkbox"/> Balkan frame
<input type="checkbox"/> Linen Holder
<input type="checkbox"/> One-button for patient mobilisation position
<input type="checkbox"/> One button nursing position



Technical Parameters

External Length	2140mm
External Width	1060mm
Bed Height Min.	480mm
Bed Height Max.	770mm
Mattress Platform	1925×900mm
Safe Working Load	250kg

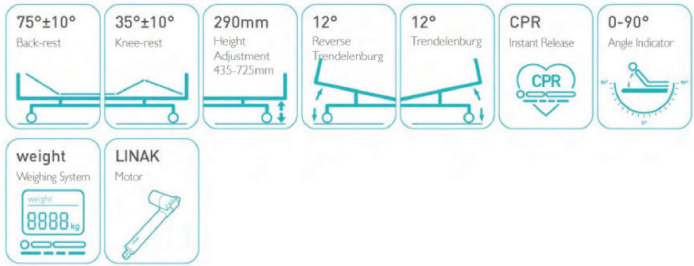
Technical Configuration

✓ LINAK Motor	4pcs
✓ 5" Double Side Castors, Central Locking System	4pcs
✓ ABS Ossis Side Rail Extra Height	1set
✓ ABS Ossis Bed Ends with Safe Lock	1set
✓ Stamping Forming Bed Platform	1pc
✓ Plastic Socket Inside PP Guardrail for Phone or Glasses	2pcs
✓ Patent Angle Indicator For Back-rest And Trendelenburg Position	4pcs
✓ Ø70mm Wall Bumper Wheel	4pcs
✓ IV Pole 4 Hooks	1set
✓ IV Pole Prevision	4pcs
✓ Drainage Hook	2pcs
✓ Central Locking Pedal	2pcs
✓ Emergency Stop Button	1pc
✓ Manual CPR	
✓ Electric CPR	

Optional

<input type="checkbox"/> Hand Controller
<input type="checkbox"/> Weighing System
<input type="checkbox"/> Nurse Control Panel
<input type="checkbox"/> Cardiac Chair Position
<input type="checkbox"/> Bed Extension 20cm
<input type="checkbox"/> Back-up Battery
<input type="checkbox"/> Directional Wheels Function
<input type="checkbox"/> ABS Mattress Retainer
<input type="checkbox"/> Monkey Pole
<input type="checkbox"/> Balkan Frame
<input type="checkbox"/> Linen Holder





Technical Parameters


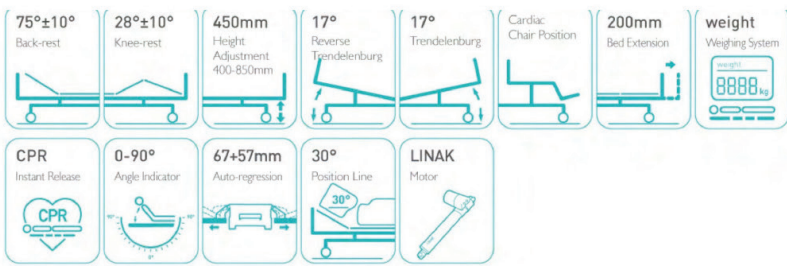
External Length	2280mm
External Width	1090mm
Bed Height Min.	435mm
Bed Height Max.	725mm
Mattress Platform	1925×900mm
Safe Working Load	250kg

Technical Configuration

✓ LINAK Motor	4pcs
✓ 5" Double Side Castors, Central Locking	4pcs
✓ ABS Groove Side Rail with Integrated Control Panel	1set
✓ ABS Groove Bed Ends with Integrated LCD Control Panel	1set
✓ Ø85mm Wall Bumper Wheel	4pcs
✓ Trapeze Socket	2pcs
✓ IV Pole 4 Hooks	1set
✓ IV Pole Prevision	4pcs
✓ Drainage Hook	2pcs
✓ Central Locking Pedal	2pcs
✓ Manual CPR	

Optional

<input type="checkbox"/> Electric CPR
<input type="checkbox"/> Weighing System with LCD Screen
<input type="checkbox"/> Bed Extension
<input type="checkbox"/> Back-up Battery
<input type="checkbox"/> Cardiac Position
<input type="checkbox"/> ABS Bed Surface
<input type="checkbox"/> X-ray Bed Surface
<input type="checkbox"/> Monkey Pole
<input type="checkbox"/> Balkan Traction Frame
<input type="checkbox"/> Directional Wheel



Technical Parameters

External Length	2085mm
External Width	1025mm
Bed Height Min.	400mm
Bed Height Max.	850mm
Mattress Platform	1925×900mm
Safe Working Load	250kg

Optional

<input type="checkbox"/> Hand Controller
<input type="checkbox"/> Utility Shelf
<input type="checkbox"/> Trapeze Bracket/Pole

Technical Configuration

✓ LINAK Motor	4pcs	✓ Nurse Controller	1pc
✓ 5" Double Side Castors, Central Locking	4pcs	✓ Integrated Control Panel	2sets
✓ PP Side Rail Extra Height	1set	✓ Manual CPR	
✓ PP Bed Ends with Safe Lock with Ø65 Bumper Wheels	1set	✓ Auto Break at 30°	
✓ PP Bed Platform with Integrated Mattress Retainer	1set	✓ Emergency Stop Button	
✓ Patent Angle Indicator For Back-rest And Trendelenburg Position	4pcs	✓ Battery Back-up	
✓ IV Pole 4 Hooks	1set	✓ Bed Extension	
✓ IV Pole Prevision	4pcs	✓ Weighing System	
✓ Drainage Hook	2pcs	✓ Night Light	
✓ Central Locking Pedal	2pcs	✓ X-ray Translucent Mattress Platform (Back Section)	
✓ Cardiac Chair Position	1pc	✓ Wheels Directional Function	





Technical Parameters		
External Length	2085mm	
External Width	1020mm	
Bed Height Min.	455mm	
Bed Height Max.	745mm	
Mattress Platform	1925×900mm	
Safe Working Load	250kg	

Technical Configuration		
✓ Linear Motor	4pcs	
✓ Hand Controller	1pc	
✓ 5" Hardshell Castors	4pcs	
✓ Foldable Side Rail with ProErgo-Handle™	1set	
✓ PP Bed Ends with Safe Lock with Φ65 Bumper Wheels	1set	
✓ PP Bed Platform with Integrated Mattress Retainer	1set	
✓ IV Pole 4 Hooks	1set	
✓ IV Pole Prevision	4pcs	
✓ Drainage Hook	2pcs	

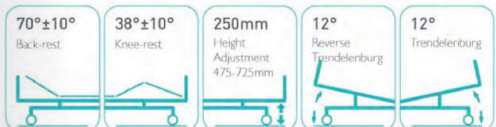
Optional		
<input type="checkbox"/> Battery Back-up		
<input type="checkbox"/> Bed Extension		
<input type="checkbox"/> Nurse Controller		
<input type="checkbox"/> Emergency Stop Button		
<input type="checkbox"/> Auto-regression Function (Back Section)		
<input type="checkbox"/> Night Light		
<input type="checkbox"/> Manual CPR		
<input type="checkbox"/> X-ray Translucent Mattress Platform (Back Section)		
<input type="checkbox"/> Utility Shelf		
<input type="checkbox"/> Trapeze Bracket/Pole		



Technical Parameters		
External Length	2085mm	
External Width	1025mm	
Bed Height Min.	430mm	
Bed Height Max.	740mm	
Mattress Platform	1925×900mm	
Safe Working Load	250kg	

Technical Configuration		
✓ Linear Motor	3pcs	
✓ Hand Controller	1pc	
✓ 5" Hardshell Castors	4pcs	
✓ PP Side Rail Extra Height	1set	
✓ PP Bed Ends with Safe Lock with Φ65 Bumper Wheels	1set	
✓ PP Bed Platform with Integrated Mattress Retainer	1set	
✓ Patent Angle Indicator For Back-rest Position	2pcs	
✓ IV Pole 4 Hooks	1set	
✓ IV Pole Prevision	4pcs	
✓ Drainage Hook	2pcs	

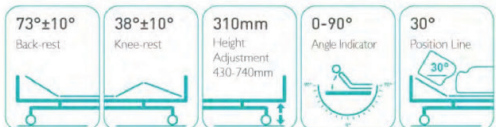
Optional		
<input type="checkbox"/> Battery Back-up		
<input type="checkbox"/> Bed Extension		
<input type="checkbox"/> Integrated Control Panel		
<input type="checkbox"/> Nurse Controller		
<input type="checkbox"/> Auto Break at 30°		
<input type="checkbox"/> Emergency Stop Button		
<input type="checkbox"/> Night Light		
<input type="checkbox"/> Manual CPR		
<input type="checkbox"/> X-ray Translucent Mattress Platform (Back Section)		
<input type="checkbox"/> Utility Shelf		
<input type="checkbox"/> Trapeze Bracket/Pole		



Technical Parameters		
External Length	2130mm	
External Width	1020mm	
Bed Height Min.	475mm	
Bed Height Max.	725mm	
Mattress Platform	1925×900mm	
Safe Working Load	200kg	

Technical Configuration		
✓ Manual Cranks	4pcs	
✓ 5" Hardshell Castors	4pcs	
✓ Foldable Side Rail with ProErgo-Handle™	1set	
✓ PP Bed Ends with Safe Lock with Φ65 Bumper Wheels	1set	
✓ PP Bed Platform with Integrated Mattress Retainer	1set	
✓ IV Pole 4 Hooks	1set	
✓ IV Pole Prevision	4pcs	
✓ Drainage Hook	2pcs	

Optional		
<input type="checkbox"/> Auto-regression Function (Back Section)		
<input type="checkbox"/> Utility Shelf		
<input type="checkbox"/> Trapeze Bracket/Pole		

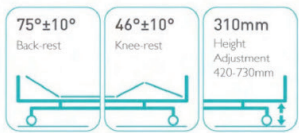


Technical Parameters		
External Length	2130mm	
External Width	1025mm	
Bed Height Min.	430mm	
Bed Height Max.	740mm	
Mattress Platform	1925×900mm	
Safe Working Load	200kg	

Technical Configuration		
✓ Manual Cranks	3pcs	
✓ 5" Hardshell Castors	4pcs	
✓ PP Side Rail Extra Height	1set	
✓ PP Bed Ends with Safe Lock with Φ65 Bumper Wheels	1set	
✓ PP Bed Platform with Integrated Mattress Retainer	1set	
✓ Patent Angle Indicator For Back-rest Position	2pcs	
✓ IV Pole 4 Hooks	1set	
✓ IV Pole Prevision	4pcs	
✓ Drainage Hook	2pcs	

Optional		
<input type="checkbox"/> Utility Shelf		
<input type="checkbox"/> Trapeze Bracket/Pole		





RAL 710 30 RAL 5023 RAL 6019 RAL 3015 Pale Oak White Oak Red Oak

Technical Parameters


External Length	2085mm
External Width	995mm
Bed Height Min.	420mm
Bed Height Max.	730mm
Mattress Platform	1925×900mm
Safe Working Load	200kg

Technical Configuration

✓ Linear Motor	3pcs
✓ Hand Controller	1pc
✓ 5" Covered Castors	4pcs
✓ Foldable Side Rail	1set
✓ PP Bed Ends with Safe Lock with Φ65 Bumper Wheels	1set
✓ PP Bed Platform with Integrated Mattress Retainer	1set
✓ IV Pole 4 Hooks	1set
✓ IV Pole Prevision	4pcs
✓ Drainage Hook	2pcs

Optional

<input type="checkbox"/> Battery Back-up
<input type="checkbox"/> Bed Extension
<input type="checkbox"/> Nurse Controller
<input type="checkbox"/> Emergency Stop Button
<input type="checkbox"/> Auto-regression Function (Back Section)
<input type="checkbox"/> Night Light
<input type="checkbox"/> Manual CPR
<input type="checkbox"/> X-ray Translucent Mattress Platform (Back Section)
<input type="checkbox"/> Utility Shelf
<input type="checkbox"/> Trapeze Bracket/Pole



Technical Parameters

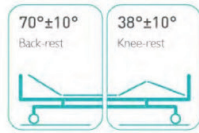
External Length	2130mm
External Width	995mm
Bed Height Min.	420mm
Bed Height Max.	730mm
Mattress Platform	1925×900mm
Safe Working Load	200kg

Technical Configuration

✓ Manual Crank	3pcs
✓ 5" Covered Castors	4pcs
✓ Foldable Side Rail	1set
✓ PP Bed Ends with Safe Lock with Φ65 Bumper Wheels	1set
✓ PP Bed Platform with Integrated Mattress Retainer	1set
✓ IV Pole 4 Hooks	1set
✓ IV Pole Prevision	4pcs
✓ Drainage Hook	2pcs

Optional

<input type="checkbox"/> Auto-regression Function (Back Section)
<input type="checkbox"/> Utility Shelf
<input type="checkbox"/> Trapeze Bracket/Pole



Technical Parameters

External Length	2130mm
External Width	995mm
Bed Height	500mm
Mattress Platform	1925×900mm
Safe Working Load	200kg

Technical Configuration

✓ Manual Crank	2pcs
✓ 5" Covered Castors	4pcs
✓ Foldable Side Rail	1set
✓ PP Bed Ends with Safe Lock with Φ65 Bumper Wheels	1set
✓ PP Bed Platform with Integrated Mattress Retainer	1set
✓ IV Pole 4 Hooks	1set
✓ IV Pole Prevision	4pcs
✓ Drainage Hook	2pcs

Optional

<input type="checkbox"/> Auto-regression Function (Back Section)
<input type="checkbox"/> Utility Shelf
<input type="checkbox"/> Trapeze Bracket/Pole



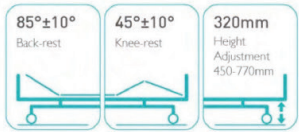


Technical Parameters

External Length	2105mm
External Width	980mm
Bed Height Min.	400mm
Bed Height Max.	710mm
Mattress Platform	1925×820mm
Safe Working Load	200kg

Technical Configuration

✓ Linear Motor	3pcs	✓ IV Pole Prevision	4pcs
✓ Hand Controller	1pc	✓ Drainage Hook	4pcs
✓ 5" Covered Castors	4pcs	✓ ABS Mattress Retainer	2pcs
✓ Foldable Side Rail	1set		
✓ ABS Bed Ends with Safe Lock	1set		
✓ IV Pole	1set		



Technical Parameters

External Length	2160mm
External Width	980mm
Bed Height Min.	450mm
Bed Height Max.	770mm
Mattress Platform	1940×830mm
Safe Working Load	200kg

Technical Configuration

✓ Manual Crank	3pcs	✓ Drainage Hook	4pcs
✓ 5" Covered Castors	4pcs	✓ ABS Mattress Retainer	2pcs
✓ Foldable Side Rail	1set		
✓ ABS Bed Ends with Safe Lock	1set		
✓ IV Pole	1set		
✓ IV Pole Prevision	4pcs		

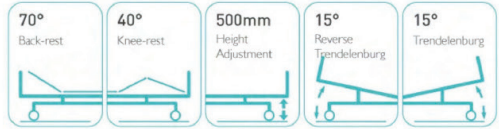


Technical Parameters

External Length	2160mm
External Width	980mm
Bed Height	505mm
Mattress Platform	1930×830mm
Safe Working Load	200kg

Technical Configuration

✓ Manual Crank	2pcs	✓ IV Pole Prevision	4pcs
✓ 5" Covered Castors	4pcs	✓ Drainage Hook	4pcs
✓ Foldable Side Rail	1set	□ ABS Mattress Retainer	
✓ ABS Bed Ends with Safe Lock	1set	□ Utility Shelf	
✓ IV Pole	1set		



User's Safety and Comfort from Long Term Care Bed

The physical health and psychological well-being are hot topics for elderly people. Safety is an important quality feature for a nursing bed. Beds' systematic fall prevention can reduce the risk of falling out of the bed. Our innovative solutions can reduce falls as well as the consequences associated with falls. It is a wonderful match of safety, mobility, height adjustable and coziness. All these features cater to the needs of people who spend a lot of time in bed. The adjustability makes beds more appropriate than a standard bed for providing comfortable support and enabling caregivers to deliver quality care.

- Beech Wood
- Cherry Wood
- File Oak
- Dark Oak

Size: 2150×920×185-762mm



Size: 2150×1000×200-745mm



Size: 2150×1000×185-762mm



Size: 2200×1025×345-927mm







Manual Orthopedic Traction Bed



Technical Parameters

External Length	2230mm
External Width	1060mm
Bed Height Min.	435mm
Bed Height Max.	725mm
Mattress Platform	1925×900mm

Technical Configuration

✓ Linear Motor	4pcs	✓ IV Pole Prevision	4pcs
✓ 5" Double Side Castors, Central Locking	4pcs	✓ Drainage Hook	2pcs
✓ ABS Side Rail with Angle Indicator	1 set	✓ Aluminium Balkan Frame	1 set
✓ ABS Bed Ends with Safe Lock	1 set		
✓ IV Pole	1 pc		



**Design**  
ABS guardrail, can be raised and lowered, convenient for patients to go to bed, meet safety standards, provide patients with a comfortable and safe experience.



**Steels | Painting**  
Baosteel from Fortune Global 500. 11 Process epoxy painting, ASTM testing anti-bacterial, paint thickness 0.12mm, brightness 60°, paint can resist 50kg impact.



**Welding | Chassis**  
Panasonic robotic ensure, 360° full smooth welding Solid bed base made of 5.0 mm stamped rotating plate.



**Motor**  
American motor, with UL/ROHS/EN standard. Noise under 50dB, with lifetime 20,000times movement.



**Balkan Frame**  
Aluminium Balkan Frame, which can adjust the longitudinal, lateral and height positions in all directions, and can accurately adjust the most comfortable posture of the patient.



**Head & Foot Board**  
Full ABS material, head and foot board can be reversible.

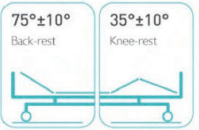


Technical Parameters

External Length	1930mm
External Width	880mm
Bed Height Min.	600mm
Bed Height Max.	1710×780mm

Technical Configuration

✓ Linear Motor	2pcs	✓ 5" Double Side Castors	4pcs
✓ Foldable Side Rail	1 set	✓ IV Pole Prevision	4pcs
✓ PP Bed Ends With Safe Lock	1 set	✓ IV Pole	1 set
✓ PP Bed Platform, Removeable, Washable	1 set	✓ Drainage Hook	2pcs



Technical Parameters

External Length	2185mm
External Width	880mm
Bed Height Min.	540mm
Bed Height Max.	1940×780mm



Technical Configuration

✓ Manual Cranks	2pcs	✓ IV Pole Prevision	4pcs
✓ Foldable Side Rail with ProErgo-Handle™	1 set	✓ IV Pole	1 set
✓ 5" Double Side Castors, Central Locking	4pcs	✓ Drainage Hook	2pcs
✓ PP Bed Platform, Removeable, Washable	1 set	✓ Shoes Holder	1 set
✓ PP Bed Ends With Safe Lock	1 set		

Children Bed



Technical Parameters

External Length	1975mm
External Width	880mm
Bed Height Min.	540mm
Bed Height Max.	1730×780mm



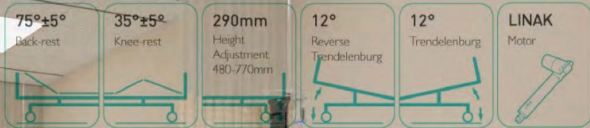
Technical Configuration

✓ Manual Cranks	2pcs	✓ PP Bed Ends with Safe Lock	4pcs
✓ Aluminium Alloy Full Length Side Rail	1 set	✓ IV Pole Prevision	4pcs
✓ 5" Covered Castors	1 set	✓ IV Pole	1 set
✓ PP Bed Platform, Removeable, Washable	1 set	✓ Drainage Hook	2pcs





Electric Children Bed



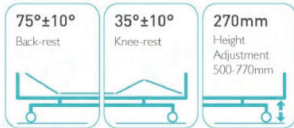
Technical Parameters

External Length	1975mm
External Width	880mm
Bed Height Min.	480mm
Bed Height Max.	770mm
Mattress Platform	1730×780mm

Technical Configuration

✓ LINAK Motor	4pcs	✓ IV Pole Provision	4pcs
✓ Stainless Steel Side Rail with Extra Protection	1 set	✓ IV Pole	1 pc
✓ PP Bed Ends with Safe Lock	1 set	✓ Drainage Hook	2pcs
✓ PP Bed Platform, Removeable, Washable	1 set		
✓ 5" Double Side Castors, Central Locking	4pcs		

Children Bed



Technical Parameters

External Length	2030mm
External Width	1045mm
Bed Height Min.	500mm
Bed Height Max.	770mm
Mattress Platform	1705×900mm

Technical Configuration

✓ Manual Cranks	3pcs	✓ IV Pole	1pc
✓ 5" Handshell Castors	4pcs	✓ Drainage Hook	2pcs
✓ Aluminium Alloy Full Length Side Rail	1 set		
✓ ABS Groce Bed Ends with Safe Lock	1 set		
✓ IV Pole Provision	4pcs		

Children Bed



Technical Parameters

External Length	1910mm
External Width	930mm
Bed Height	575mm
External Height	1260mm
Mattress Platform	1775×710mm

Technical Configuration

✓ Manual Cranks	2pcs	✓ IV Pole	1pc
✓ 5" Double Side Castors	4pcs	✓ Drainage Hook	2pcs
✓ Full Length Side Rail	1 set	✓ Buffer Air Spring	4pcs
✓ Plastic Bed Ends	1 set		
✓ IV Pole Provision	4pcs		

Children Bed



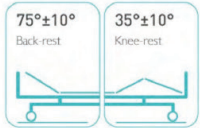
Technical Parameters

External Length	1600mm
External Width	750mm
Bed Height	500mm
External Height	1040mm
Mattress Platform	1580×660mm

Technical Configuration

✓ 5" Covered Castors	4pcs	✓ Drainage Hook	2pcs
✓ Full Length Side Rail	1 set		
✓ Integrated Bed Ends	1 set		
✓ IV Pole	1pc		
✓ IV Pole Provision	4pcs		

Children Bed



Technical Parameters

External Length	1800mm
External Width	860mm
Bed Height	600mm
External Height	1110mm
Mattress Platform	1600×760mm

Technical Configuration

✓ Manual Cranks	2pcs	✓ IV Pole Provision	4pcs
✓ Full Length Side Rail	1 set	✓ Drainage Hook	2pcs
✓ Intergrated Bed Ends	1 set	✓ Shoes Holder	1 pc
✓ Anti-slip Bed Feet Cover	4pcs		
✓ IV Pole	1 pc		



Baby Crib



Technical Parameters	
External Length	890mm
External Width	520mm
Bed Height Min.	770mm
Bed Height Max.	940mm

Technical Configuration	
✓ Hydraulic Pump	1 pc
✓ Bassinet	1 pc
✓ 3" Double Side Castors	4 pcs

Baby Crib



Technical Parameters	
External Length	810mm
External Width	520mm
Bed Height	990mm

Technical Configuration	
✓ Bassinet	1 pc
✓ 3" Covered Castors	4 pcs
✓ IV Pole Provision	2 pcs
✓ IV Pole	1 set
✓ Utility Basket	1 pc
✓ Adjustable Air Spring	1 pc

Baby Crib



Technical Parameters	
External Length	810mm
External Width	490mm
Bed Height	960mm

Technical Configuration	
✓ Bassinet	1 pc
✓ 3" Covered Castors	4 pcs
✓ IV Pole Provision	2 pcs

Pediatric Exam Table

Technical Parameters	
External Length	1800mm
External Width	650mm
Bed Height	830mm



Phenolic Resin Bedside Table

Technical Parameters

External Size	510x480x750mm
Dining Table Max. Height	950mm

Technical Configuration

✓ Top Guardrail	Stainless Steel
✓ Drawer	1 pc
✓ Cabinet	1 pc
✓ Casters	4 pcs
✓ Side Pull-up Writing Board	1 pc

ABS Bedside Table

475×465×745mm(L×W×H)



ABS Bedside Table

480×460×950mm(L×W×H)



Steel Bedside Table

440×460×810mm(L×W×H)



Bedside Table

440×440×790mm(L×W×H)



ABS+Steel Bedside Table

500×510×705mm(L×W×H)



ABS+Steel Bedside Table

575×500×750mm(L×W×H)

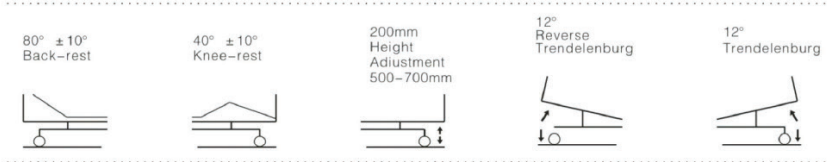





Electric Medical Bed



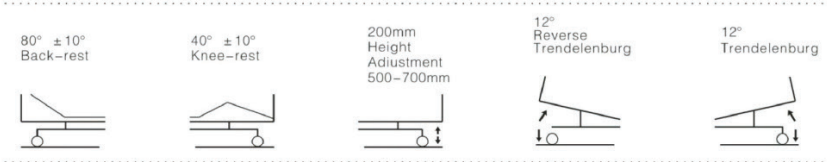
Size:2120x1150x(500-700)mm(with guardrail).  
ABS bed head/foot board,detachable and easy-clean.  
Complete with 4pcs of foldable side rail.Can be lifted.  
(with gas spring).Used safely and easily.  
Powder coated steel bed frame.  
Steel punching bed surface.  
24V direct motor.  
Central control brake wheel with higher stability  $\Phi$  125mm.  
Backside can be folded 0-80° feet can be folded 0-40° .  
Bed-height adjustable 500-700mm.



Electric Medical Bed



Size:2120x1150x(500-700)mm(with guardrail).  
ABS bed head/foot board,detachable and easy-clean.  
Complete with 4pcs of foldable side rail.Can be lifted.  
(with gas spring).Used safely and easily.  
Powder coated steel bed frame.  
Steel punching bed surface .  
24V direct motor,With embedded controller.  
Central control brake wheel with higher stability  $\Phi$  125mm.  
Backside can be folded 0-80° feet can be folded 0-40° .  
Bed-height adjustable 500-700mm.  
Bed end boardisequipped with a nurse operator.  
Trendelenbrug or Rev.trendelenburg  $\pm$  12° .





Electric Medical Bed



Size:2080x980x(500-700)mm(with guardrail).  
ABS bed head/foot board,detachable and easy-clean.  
Aluminum alloy hand-squeezed prevention guardrail,  
can be hidden to the bed surface.  
Powder coated steel bed frame,  
steel punching bed surface.  
24V direct motor.  
Covered castors  $\Phi$  125mm.  
Backside can be folded 0-80° feet can be folded 0-40° .  
Bed-height adjustable 500-700mm.

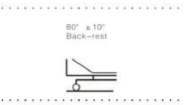


Electric Household Bed



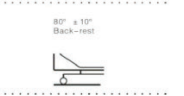
Size:2080\*980\*(500-700)mm (with guardrail)  
Painted wooden bed head/foot board and siderails  
Aluminum alloy hand-squeezed prevention guardrail,can be  
hidden to the bed surface.  
Three function electric bed,there are 3pcs motors.  
Backside can be folded 0-80° feet can be folded 0-40°  
Bed-height adjustable500-700mm

Single Crank Manual Bed



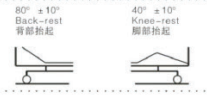
Size:2080x980x500mm(with guardrail).  
ABS bed head/foot board,detachable and easy-clean.  
Steel punching bed surface.  
Powder coated steel bed frame.  
5 inch silent castor  $\Phi$  125mm.  
Fourth-aluminum alloy hand-squeezed prevention guardrail,  
can be hidden to the bed surface.  
Over-bed table.  
Backside can be folded 0-80° .

Aluminum Alloy Single Crank Manual Bed



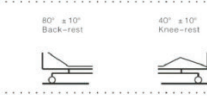

Size:2080x980x500mm(with guardrail).  
Flat aluminum alloy tube plus protcting board bed head/end,  
detachable and easy-clean.  
Steel punching bed surface.  
Powder coated steel bed frame.Backside can be folded 0-80° .  
Aluminum alloy hand-squeezed prevention guardrail,can be  
hidden to the bed surface.  
Over bed table.  
5 inch silent castor  $\Phi$  125mm.

Manual double shaker



Size:2080x980x500mm(with guardrail).  
ABS bed head/foot board,detachable and easy-clean.  
Steel punching bed surface.  
Powder coated steel bed frame.  
5 inch covered castor  $\Phi$  125mm.  
Fourth-aluminum alloy hand-squeezed prevention  
guardrail.Can be hidden to the bed surface.  
Over-bed table.  
Backside can be folded 0-80° feet can be folded 0-40° .

Two Crank Manual Bed



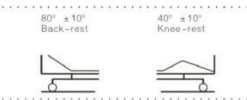
Size:2080x980x500mm(with guardrail).  
ABS bed head/foot board,detachable and easy-clean.  
Steel punching bed surface.  
Powder coated steel bed frame.  
Covered castor.  $\Phi$  125mm.  
Aluminum alloy hand-squeezed prevention guardrail,can be  
hidden to the bed surface.  
Backside can be folded 0-80° feet can be folded 0-40° .



Manual double shaker



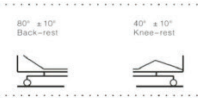
Size:2120x1150x500mm(with guardrail).  
ABS bed head/foot board,detachable and easy-clean.  
Steel punching bed surface.  
Powder coated steel bed frame.  
Central control brake wheel with higher stability Φ 125mm.  
Complete with 4pcs of foldable side rail.Can be lifted.(with gas spring).Used safely and easily.  
Backside can be folded 0-80° feet can be folded 0-40° .



Two Crank Manual Bed



Size:2120x1150x(500-700)mm(with guardrail).  
ABS bed head/foot board,detachable and easy-clean.  
Complete with 4pcs of foldable side rail.Can be lifted.(with gas spring).Used safely and easily.  
The siderail with angle indicator.  
Steel punching bed surface.  
Powder coated steel bed frame.  
Central control brake wheel with higher stability Φ 125mm.  
Backside can be folded 0-80° feet can be folded 0-40° .



Two Crank Bed



- 1.Size:2080\*980\*500mm(with guardrail)
- 2.ABS head/foot board , detachable and easy-clean .
- 3.Steel punching bed surface.
- 4.Powder coated bed frame.
- 5.Central control brake wheel with higher stability. Φ 125mm
- 6.Sixth-aluminum alloy hand-squeezed prevention guardrail,can be hidden to the bed surface.
- 7.Over-bed table.
- 8.Backside can be folded 0-80° feet can be folded 0-40°

Aluminum Alloy Two Crank Bed

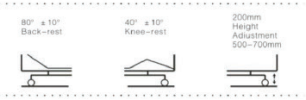


Size:2080\*980\*500mm(with guardrail)  
Flat aluminum alloy tube plus protecting board bed head/end,detachable and easy-clean .  
Steel punching bed surface  
Powder coated bed frame.  
Backside can be folded 0-80° feet can be folded 0-40°  
Aluminum alloy hand-squeezed prevention guardrail,can b hidden to the bed surface.  
Over-bed table.  
Central control brake wheel with higher stability. Φ 125mm

Aluminum Alloy Three Crank Manual Bed



Size:2080x980x(500-700)mm(with guardrail).  
Flat aluminum alloy tube with protecting board bed head/foot, detachable and easy-clean.  
Steel punching bed surface.  
Powder coated steel bed frame.  
5 inch silent castor. Φ 125mm.  
Aluminum alloy hand-squeezed prevention guardrail,can be hidden to the bed surface.  
Backside can be folded 0-80° feet can be folded 0-40° .  
Bed-height adjustable 500-700mm.



Three Crank Manual Bed

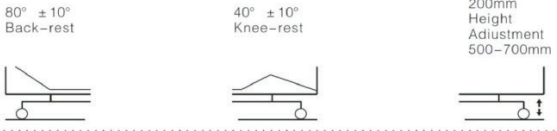


Size:2080x980x(500-700)mm(with guardrail).  
ABS bed head/foot board,detachable and easy-clean.  
Steel punching bed surface.  
Powder coated steel bed frame.  
5 inch covered castor. Φ 125mm.  
Sixth-aluminum alloy hand-squeezed prevention guardrail, can be hidden to the bed surface.  
Backside can be folded 0-80° feet can be folded 0-40° .  
Bed-height adjustable 500-700mm.

Three Crank Manual Bed



Size:2080x1150x(500-700)mm(with guardrail).  
ABS bed head/foot board,detachable and easy-clean.  
Steel punching bed surface.  
Powder coated steel bed frame.  
The siderail with angle indicator.  
Central control brake wheel with higher stability Φ 125mm.  
Complete with 4pcs of foldable side rail.Can be lifted.(with gas spring).Used safely and easily.  
Backside can be folded 0-80° feet can be folded 0-40° .  
Bed-height adjustable 500-700mm.

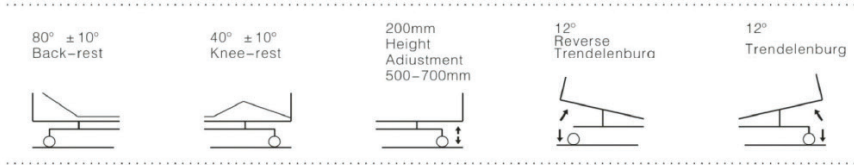




Four-crank Manual Bed



Size:2120\*980\*(500-700)mm(with guardrail).  
ABS head/foot board,detachable and easy-clean.  
Complete with 4pcs of foldable side-rails.Can be lifted.(with gas spring).Used safely and easily.  
Powder coated steel bed frame.  
Steel punching bed surface.  
Covered castors,125mm.  
Backside can be folded 0-80° feet can be folded 0-40° .  
Bed-height adjustable 500-700mm.  
Trendelenburg or Rev.trendelenburg ± 12° .  
There are four ABS crank.

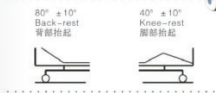


Stainless Steel Shower Bed



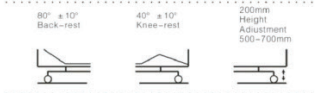
Size:2060x900xH600-840mm  
Height adjusted from:600-840mm  
Load:200kgs  
Stainless steel 304 frame  
Stainless steel siderail can be adjusted  
Equipped with waterproof leather shower basin  
Height adjusted by electric  
125mm covered castor  
Equipment with I.V pole

Orthopedics Traction Bed



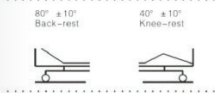
Size:2120x980x500mm(with guardrail)  
ABS bed head/foot board,detachable and easy-clean  
Powder coated steel bed frame  
Steel punching bed surface.  
Aluminum alloy stent.  
Covered castor,Φ 125mm  
Aluminum alloy hand-squeezed prevention guardrail, can be hidden to the bed surface.  
With over-bed table.  
Backside can be folded 0-80° feet can be folded 0-40° .  
Legs apart.

Orthopedics Traction Bed



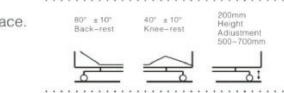
Size:2120x900x500mm  
Flat aluminum alloy tube plus protcdcting board bed head/end, detachable and easy-clean.  
Powder coated bed frame.  
Painted wooden board without moth.  
Stainless steel stent.  
Silent castor Φ 125mm.  
With six legs.  
Backside can be folded 0-80° feet can be folded 0-40° .  
Legs apart.

Orthopedics Traction Bed



Size:2120x980x500mm(with guardrail)  
ABS bed head/foot board,detachable and easy-clean  
Powder coated steel bed frame  
Steel punching bed surface.  
Aluminum alloy stent.  
Covered castor,Φ 125mm  
Aluminum alloy hand-squeezed prevention guardrail, can be hidden to the bed surface.  
Backside can be folded 0-80° feet can be folded 0-40° .

Orthopedics Traction Bed



Size:2120x980x500mm(with guardrail )  
Flat aluminum alloy tube plus protcdcting board bed head/end, detachable and easy-clean.  
Powder coated bed frame.  
Painted wooden board without moth.  
Aluminum alloy stent.  
Silent caster Φ 125mm.  
Aluminum alloy hand-squeezed prevention guardrail,can be hidden to the bed surface.  
With six legs.  
Backside can be folded 0-80° feet can be folded 0-40° .  
Legs apart.





Stainless Steel Baby Bed  
Size:750x450x950mm



Stainless Steel Baby Bed  
Size:750x450x950mm



Two Crank Manual Bed

Size:1600x650x1100mm  
Powder coated steel bed frame.  
Steel punching bed surface.  
Aluminum alloy hand-squeezed prevention guardrail, can be hidden to the bed surface.  
Backside can be folded 0-80° feet can be folded 0-40°  
With a shoe rack.



Two Crank Manual Bed

Size:1900x900x1270mm  
Powder coated steel frame.  
Aluminum alloy and ABS decoration siderails.  
The siderails can be adjusted in three levels.  
PP head/foot board.  
Backside can be folded 0-66°  
feet can be folded 0-26°  
Equipped with 4 castors.



Stainless Steel Single Crank Manual Bed

Size:1600x650x1100mm  
Stainless steel frame.  
Stainless steel bar bed surface.  
Stainless steel side rail can be adjusted.  
Backside can be folded 0-80°  
Equipped with 4 silent castor, Φ 100mm



Two Crank Child Bed

Size:1600x650x1100mm  
Powder coated steel bed frame.  
Steel punching bed surface.  
Powder coated steel side rail can be adjusted.  
Backside can be folded 0-80° feet can be folded 0-40°  
Equipped with over-bed tableWith a sundry shelf.  
Central control brake wheel with higher stability Φ 125mm







Walking Aids Series



MT05041001

Length: 77.5cm Weight: 20kg Max Load: 200kg  
Adjustable grip angle  
Armrest width adjusted from 53cm-76cm  
Armrest height adjusted from 88cm-131cm  
Leg width adjusted from 70cm-85cm  
Strong supported by gas spring  
Rear wheel with brake  
Optional accessories: oxygen holder, basket, iv pole.



MT05041002

Length: 65cm Weight: 18kg Maxload: 120kg  
Adjustable grip angle  
Armrest width adjusted from 53cm-76cm  
Armrest height adjusted from 71cm-110cm  
Leg width adjusted from 64cm-70cm  
Strong supported by gas spring  
Rear wheel with brake  
Optional accessories: oxygen holder, basket, iv pole.



MT05041011



MT05041012



MT05041013



MT05041014

MODEL NO.									
MT05041011	65	62	50	81-95	66×25×83	7.3	1	9	
MT05041012	90	62	50	81-95	66×25×83	8.5	1	10.2	
MT05041013	64	61	51	86-89	50×21.5×89	8.45	1	9.9	
MT05041014	64	61	51	86-89	50×21.5×89	7.45	1	8.9	



MT05041015



MT05041016



MT05041017



MT05041018



MT05041019

Foldable Aluminum Rollator, With Hand Brake.



MT05041020

Foldable Aluminum Rollator, With Hand Brake, And Footrest.

MODEL NO.									
MT05041015	68.5	65	51	83-87.5	69×26×86	7.8	1	8.1	
MT05041016	65	46	55	81-93	75.5×27×84	7	1	8.7	
MT05041019	68	58	56	82-102	58×33×78	7.6	1	9.4	
MT05041020	94	58	56	82-102	58×33×78	9.3	1	11.1	



MT05041021



MT05041022

MODEL NO.									
MT05041017	68	46	53	78-90	62×24×84	7.4	1	9	
MT05041018	68	46	53	78-90	62×24×84	7.4	1	9	
MT05041021	68	46	53	78-90	61×23×86	6.6	1	8.2	
MT05041022	63	39	43	86.5-96.5	51.5×33×79	6.17	1	8.1	





MT05041023



MT05041024



MT05041281



MT05041282



MT05041025



MT05041026



MT05041191



MT05041192

MAIN PARAMETERS (cm)	MODEL NO.								
	MT05041023	MT05041024	MT05041025	MT05041026	MT05041281	MT05041282	MT05041191	MT05041192	MT05041123
	61	46	55	80-92	62x24x84	7	1	8.5	47
	70	43	62	78-90	61x25x72	108	1	10.9	46
	60	47	47	76-86	70x20x75	10.3	1	12	46
	59	46	53	78-90	61x19x81	7	1	8.4	46

MAIN PARAMETERS (cm)	MODEL NO.								
	MT05041281	MT05041282	MT05041191	MT05041192	MT05041121	MT05041122	MT05041127	MT05041128	MT05041129
	48	44	—	82-100	57x19x86	5.1	2	6.4	47
	48	44	—	82-100	57x19x86	5.1	2	6.4	46
	48	44	—	82-100	57x19x96	5.1	2	6.4	46
	49	44	43-61	74-92	57x19x79	6.7	2	7.7	46



MT05041121



MT05041122



MT05041127



MT05041128

MAIN PARAMETERS (cm)	MODEL NO.								
	MT05041121	MT05041122	MT05041127	MT05041128	MT05041123	MT05041124	MT05041125	MT05041126	MT05041129
	47	46	—	75-93	52x16x79	4.4	2	5.3	47
	47	47	—	75-93	53x17x79	5.1	2	6.2	46
	47	46	—	75-96	52x16x79	4.8	2	5.8	46
	48	44	—	79-96	57x18x82	5.2	2	6.5	46



MT05041123



MT05041124



MT05041125



MT05041126



MT05041129



MT05041130

MAIN PARAMETERS (cm)	MODEL NO.								
	MT05041123	MT05041124	MT05041125	MT05041126	MT05041129(S)	MT05041129(M)	MT05041129(L)	MT05041130	MT05041131
	47	46	—	75-93	52x16x79	4.8	2	5.7	47
	47	46	—	75-93	52x16x79	4.4	2	5.3	46
	47	46	—	77-95	58x18x81	5.2	2	7	46
	47	46	—	76-91	52x18x51	4.8	2	5.7	46
	45	38	—	65-75	76x68x35	5.6	4	7.6	46
	44	38	—	75-85	86x68x35	5.7	4	7.7	46
	45	38	—	85-95	96x68x35	5.8	4	7.8	46
	35	34	—	75-82	43x14.5x76.5	3.2	2	4	46





MT05041151



MT05041152



MT05041155



MT05041156



MT05041153



MT05041154












MT05041157



MT05041161

MAIN PARAMETERS (cm)	MODEL NO.									
	52	64	—	73.5-92	58×17×76	2.5	2	6.2	—	—
	48	44	—	82-100	57×19×86	5.1	2	6.4	—	—
	51	44	—	80-90	59×18×70	5	2	6.1	—	—
	55	44	—	83-93	56×18×70	7	2	8.1	—	—

MAIN PARAMETERS (cm)	MODEL NO.										
		-	-	-	-	-	-	-	-	-	
	MT05041155	50	44	—	77-94	57×18×80	4.8	2	5.8	—	—
	MT05041156	51	44	—	77-95	62×18×82	6	2	6.8	—	—
	MT05041157	85	72	—	80-100	76×19×96	9.4	2	11.2	—	—
	MT05041161	59	38	—	82-97	63×25×70	7.7	1	9.2	—	—



MT05041171



MT05041172



MT05041173



MT05041174



MT05041175



MT05041176













MT05041177



MT05041178

MAIN PARAMETERS (cm)	MODEL NO.									
	60	43.5	55	84	55×19.5×83	5.1	1	6.2	—	—
	50	47	—	79-89	60×34×89.5	3.5	2	8.7	—	—
	55	35	—	51-61	59×30×52	5.4	2	6.4	—	—
	52	59	—	45-55	66×18×65	6	2	6.9	—	—

MODEL NO											
MAIN PARAMETERS (cm)	MT05041173	42	55	—	48.5-58.5	53×18×52	3.6	2	4.6	—	—
	MT05041174	52	50	—	60-70	61×25×80	8.6	2	9.7	—	—
	MT05041177	71	—	—	54-64	68×29×59	6.6	2	7.9	—	—
	MT05041178	39	62	—	51-61	52.5×22×63	2.9	2	3.9	—	—





MT05041201



MT05041181



MT05041183



MT05041182



MT05041184

MODEL NO.	43	18	42-58	84-105	83×45×42	10.3	1	12.5
MT05041201	43	18	42-58	84-105	83×45×42	10.3	1	12.5
MT05041181	74	45	55	110-155	74×15×85	11.9	1	13.6
MT05041182	71	44	52	109-135	77×27×97	9.4	1	11.8

	MODEL NO										
MAIN PARAMETERS (cm)		78	70	—	61-93	82×17×63	12.9	1	14.4		
	MT05041183	78	70	—	61-93	82×17×63	12.9	1	14.4		
	MT05041184	68	51-63	—	98-118	82×17×63	12.9	1	14.4		



MODEL NO.	HIGHT (cm)	W (cm)	N.W. (kg)	G.W. (kg)	PCS/CN
MT05041301	71-94	94×15×28	0.35	79	20
MT05041302	71-94	65×15×26	0.36	77	20
MT05041303	71-94	65×15×27	0.35	76	20
MT05041304	71-94	65×15×28	0.35	76	20
MT05041305	71-94	65×15×26	0.36	78	20
MT05041306	67-90	63×15×28	0.34	73	20
MT05041307	71-94	65×15×26	0.33	7	20
MT05041308	69-92	63×13×26	0.29	6.3	20
MT05041309	69-92	63×13×26	0.29	6.3	20
MT05041310	76-86	61×16×26	0.37	8	20
MT05041311	76-86	61×16×26	0.37	8	20
MT05041312	71-94	69×16×28	0.67	8	20
MT05041316	75-98	74×33×15	0.4	8.8	20
MT05041317	77-100	79×35×18	0.32	75	20
MT05041318	77-100	79×29×18	0.35	79	20
MT05041319	75-98	69×35×18	0.33	75	20
MT05041320	75-98	68×35×18	0.33	74	20
MT05041321	120	35×12×30	0.22	5	20
MT05041322	120	38×12×30	0.3	6.4	20
MT05041323	81	84×35×25	0.33	10.9	30
MT05041324	77-100	79×35×18	0.32	75	20
MT05041313	83-93	72×16×26	0.37	8.3	20
MT05041314	80-90	61×16×26	0.37	8.3	20
MT05041315	108-146	124×38×25	1.03	11.7	10
MT05041331	102-121	70×33×32	0.58	12.8	20
MT05041332	95-126	95×29×31	0.57	12.1	20
MT05041333	95-126	95×29×31	0.57	12.1	20
MT05041334	100-110	64×32×40	0.46	10.4	20
MT05041335	96-119	100×30×30	0.53	11.5	20
MT05041336	86-117	86×26×29	0.52	11.3	20
MT05041337	112-143	109×32×27	0.72	15.6	20
MT05041338	113-145	44×24×97	1	11.6	10





MT05041351 MT05041352 MT05041353 MT05041354 MT05041355 MT05041356 MT05041357 MT05041358




MT05041359 MT05041360 MT05041361 MT05041362 MT05041363 MT05041364




MT05041401 MT05041402 MT05041403 MT05041404 MT05041405 MT05041406



MT05041407 MT05041408

MAIN PARAMETERS (cm)	MODEL NO	HIGHT (cm)	 (mm)	N.W. (kg)	G.W. (kg)	PCS /CN
	MT05041351	72-95	67×16×28	0.37	8.2	20
	MT05041352	67-90	65×15×28	0.34	7.3	20
	MT05041353	71-94	61×35×29	0.39	8.6	20
	MT05041354	71-94	64×33×30	0.46	10.2	20
	MT05041355	71-94	66×15×28	0.38	8.4	20
	MT05041356	71-94	66×20×29	0.43	9.2	20
	MT05041357	71-94	64×30×43	0.46	10.2	20
	MT05041358	71-94	66×23×30	10.4	11.2	20
	MT05041359	71-94	64×40×14	0.44	5.13	10
	MT05041360	71-94	66×31×26	0.5	11.5	20
	MT05041361	71-94	65×31×21	0.54	6.5	10
	MT05041362	94-117	117×24×42	0.79	17	20
	MT05041363	77-100	79×29×29	0.32	7.5	20

MODEL NO	HIGHT (cm)	 (mm)	N.W. (kg)	G.W. (kg)	PCS /CN
MT05041364	77-100	79×40×28	0.51	11	20
MT05041401	75-95	61×34×34	0.83	4.4	4
MT05041402	70-90	116×29×43	0.81	9.6	10
MT05041403	72-92	65×27×33	0.8	4.3	4
MT05041404	71-94	78×41×35	0.63	7.5	10
MT05041405	66-89	71×22×45	0.91	8.4	8
MT05041406	73.5-96	78×29×41	0.83	9.5	10
MT05041407	85-100	86×30×40	0.83	9.6	10
MT05041408	75-95	61×34×34	0.8	4.3	4



MT05041409 MT05041410 MT05041411 MT05041412 MT05041413 MT05041414 MT05041415 MT05041416




MT05041417 MT05041418 MT05041419 MT05041420 MT05041421 MT05041422




MT05041423 MT05041424 MT05041425 MT05041426 MT05041427 MT05041428




MT05041431

MAIN PARAMETERS (cm)	MODEL NO	HIGHT (cm)	 (mm)	N.W. (kg)	G.W. (kg)	PCS /CN
	MT05041409	74-97	78×29×36	0.76	8.7	10
	MT05041410	74-97	72×26×35	0.67	7.7	10
	MT05041411	74-97	78×29×43	0.85	9.7	10
	MT05041412	73-88	78×29×43	0.78	8.8	10
	MT05041413	74-97	78×29×43	0.85	9.5	10
	MT05041414	72-95	81×36×45	0.9	10.7	10
	MT05041415	67-92	72×26×35	0.67	7.7	10
	MT05041416	72-97	78×26×43	0.81	9.3	10
	MT05041417	65-88	72×30×34	0.8	9.2	10
	MT05041418	74-97	83×41×46	0.74	9.4	10
	MT05041419	74-97	83×41×46	0.74	9.4	10
	MT05041420	74-97	78×29×43	0.85	9.5	10
	MT05041421	72-95	81×36×45	0.87	10.4	10

MODEL NO	HIGHT (cm)	 (mm)	N.W. (kg)	G.W. (kg)	PCS /CN
MT05041422	72-95	81×36×45	0.9	10.6	10
MT05041423	65-88	72×30×34	0.78	9.1	10
MT05041424	72-95	78×29×36	0.77	8.8	10
MT05041425	76-96	45×33×50	0.5	5.8	10
MT05041426	65-88	75×33×38	0.65	8	10
MT05041427	70-88	78×29×36	0.5	6	10
MT05041428	74-97	78×29×41	0.83	9.5	10
MT05041431	55	91×29×52	1.46	16.3	10





		MODEL NO.	HIGHT (cm)		N.W. G.W (kg)	P.CS
MAIN PARAMETERS (cm)	MT05041409	74-97	78×29×36	0.76	8.7	10
	MT05041410	74-97	72×26×35	0.67	7.7	10
	MT05041411	74-97	78×29×43	0.85	9.7	10
	MT05041412	73-88	78×29×43	0.78	8.8	10
	MT05041413	74-97	78×29×43	0.85	9.5	10
	MT05041414	72-95	81×36×45	0.9	10.7	10
	MT05041415	67-92	72×26×35	0.67	7.7	10
	MT05041416	72-97	78×26×43	0.81	9.3	10
	MT05041417	65-88	72×30×34	0.8	9.2	10
	MT05041418	74-97	85×41×46	0.74	9.4	10
	MT05041419	74-97	85×41×46	0.74	9.4	10
	MT05041420	74-97	78×29×43	0.85	9.5	10
	MT05041421	72-95	81×36×45	0.87	10.4	10
	MT05041422	72-95	81×36×45	0.9	10.6	10
MT05041423	65-88	72×30×34	0.78	9.1	10	
MT05041424	72-95	78×29×36	0.77	8.8	10	
MT05041425	76-96	45×33×50	0.5	5.8	10	
MT05041426	65-88	75×33×38	0.65	8	10	
MT05041427	70-88	78×29×36	0.5	6	10	
MT05041428	74-97	78×29×41	0.83	9.5	10	
MT05041431	55	91×29×52	1.46	16.3	10	



MODEL NO		HEIGHT (cm)	W (cm)	N.W. (kg)	G.W. (kg)	PCS
MAIN PARAMETERS (cm)	MT05040103(L)	135-155	140×33×28	0.88	195	20
	MT05040103(M)	115-135	120×33×28	0.83	18.2	20
	MT05040103(S)	95-115	101×33×28	0.73	16.5	20
	MT05040112(L)	128-148	135×34×28	0.85	18.9	20
	MT05040112(M)	113-133	120×34×28	0.75	16.5	20
	MT05040112(S)	98-118	106×34×28	0.7	15.3	20
	MT05040121	105-128	78×22×25	1.12	5.1	4
	MT05040102(L)	119-139	130×20×30	1.26	16.5	12
	MT05040102(M)	112-132	119×20×30	1.22	15.8	12
	MT05040102(S)	95-115	101×20×30	1.2	15.3	12
	MT05040105	115-135	120×33×30	0.81	17.5	20
	MT05040106(L)	119-139	125×33×29	1.5	31.8	20
	MT05040106(M)	112-132	119×33×29	1.4	28.8	20
	MT05040106(S)	95-115	85×29×40	0.87	9.7	10
MT05040108	100-130	85×36×29	0.82	17.7	20	
MT05040131	84	85×29×40	0.87	9.7	10	
MT05040132	84	85×22×40	0.9	10	10	
MT05040133	84	85×29×40	0.87	10	10	
MT05040134	84	85×29×40	0.87	9.7	10	
MT05040135	80	81×20×41	0.85	9.3	10	
MT05040136	84	58×24×62	1.1	1.2	10	





Fetal Doppler detector

**Screen:** LCD screen  
**Product name:** Fetal Doppler detector  
**FHR measurement range:** 50-230 BPM (BPM: heartbeat per minute)  
**Probe:** 3.0 MHz  
**Battery:** 2 1.5V batteries (not included)  
Packing information  
**Color box volume:** 180MM \* 105MM \* 40MM,  
**Outer box volume:** 53CM \* 29CM \* 37CM,  
**Weight:** Net weight per box 11.6KG, 60 sets per box  
Colors: pink, blue, green



Blood Glucose Meter

Technical Specification  
blood sample; 7seconds test time; Memory-250 test results; 99% accuracy  
Physical characteristic  
**Measurement Range:**1.1~33.3mmol/L(20~600omg/dL)  
**Blood Sample:** Fresh capillary whole blood  
**Blood Volume:** 1pL  
**Teat Time:** 7 Seconds  
**Operating Temperature:** 1 C to 40C  
**Humidity:** <80%  
**Memory:** 250 sets with date and time  
2.2”LCD Display screen  
**Date Management:** 7,14,28Days Averaging Power  
**Supply:** 3V button cell  
**Battery Life:**1000tests  
Code Free  
**N.W.:** 7 KGS  
**G.W.:** 7.46 KGS



Blood Pressure Monitor

**Product size:** 100MM \* 125MM \* 55MM Storage  
**temperature:** - 20 C-50 C  
**Storage humidity:** 15%~~90% Operating tempera-  
ture: o C—40 C  
**Operating humidity:** 40%~~85% Display: LCD  
digital display  
**Measurement method:** pulse scanning/oscillom-  
etry  
**Measurement range:** hypertension/hypotension: 20 mmHg~280 mmHg  
**Pulse: (40-200) times/minute Resolution:** immHg  
**(0.1kPa) Accuracy:** + 3mm Hg (+ 0.4 kPa) Pulse:  
within + 3% of reading value  
**Voltage:** USB 5V Power  
**consumption:** 0.01 W



Blood Pressure Monitor

99 pairs of memory. IHB arrhythmia detection,  
WHO blood pressure classification  
Intelligent pressure, real voice, multi-language,  
three-color backlight Voltage and electricity detec-  
tion Product specification  
**Product size:** 100MM \* 125MM \* 55MM  
**Storage temperature:** - z0 C-50 C  
**Storage humidity:** 15%0-90%  
**Operaung temperature:** o C-40 C  
**Operating hunidity:** 40%-85%6  
**Display:** LCD digital display  
**Mesurement method:** pulse scanning/oscillometry  
**Mesurement range:** hypertension/hypotension: 20  
mmHg-280 mmHg  
**Pulse:** (40-200) times/minute  
Resolution’ wmmHg (o.1kPa)  
Ассигасы, + 3mun Hg (≥ o.4 kPa)  
L’aise within + 3%o of reading value  
Motage: UsB sM  
**Power Consumption:** o.o1M



Electronic Blood Pressure Monitor

**Measurement method:** Oscillometric method Pressure  
**measurement range:** 0-300mmHg (0-40kPa)  
**Pulse rate measurement range:** 40-200 beats per min-  
ute **Accuracy:** Pressure: Within = 3mmHg (+ 0.4kPa)  
**Pulse rate:** + 5%  
**Operation mode classification:** continuous operation  
**Cuff band application range:** 22-36CM External **dimen-  
sions:** 128 x 99 x 58 mm Display size: 46 x 52 mm  
**Net weight:** approximately g (excluding batteries)  
**Applicable power supply:** DC 6V 500MA or 4 No. 7 dry  
batteries **Working temperature and humidity:**+5  
C~+40 C, 15% RH-80%RH Working atmospheric pres-  
sure: 8okPa~105kPa Transportation and storage tem-  
perature and humidity: 20 C—+55



Electronic Blood Pressure Monitor

**Display method:** LCD digital display  
**Measurement method:** Oscillometric method  
Pressure measurement range, o-goommHg (o-4okPa)  
Palse rate measurement range: 40-200 beats per  
minute  
**Accuracy: Pressure:** Within + 3mmHg (+ 0.4kPa) Pulse  
rate: + 5%  
**Operation mode classification:** continuous operation  
**Cuff band application range:** 23-96CM  
**External dimensions:** 125 X 9g x 55 2m  
**Display size:** 46 x 52 mm  
**Net weight:** approximately & (excluding batteries)  
**Applicable power supply:** DC GV EooMA or 4 No. 7  
dry batteries Working temperature and humidity +5  
C~+40 C, 15%RH-50% RH  
**Working atmospheric pressure:** SokPa-105kPa  
Transportation and storage temperature and humidi-  
ty: -20 C~+55 C, 15% RH-80% RH.





Electronic Blood Pressure Monitor

Display method: LED digi  
Measurement method: Oscillometric mef  
Pressure measurement range: 0-300mmHg (0-40kPa  
Pulse rate measurement range: 40-200 beats per minute  
Accuracy: Pressure: Within + 3mmHg (+ 0.4kPa)  
Pulse rate: = 5%  
Operation mode classification: continuous operation  
Applicable range of cuffs: between 22-36CM and 22-48CM  
External dimensions: 110 x 124 x 59 MM  
Display screen size: 76 x 51 MM  
Net weight: approximately 199 g (excluding batteries)  
Applicable power supply: TYPE-C 5V/500MA or 4



Wrist blood pressure monitor

Measurement range 0-280 mmHg(0-37.33kPa)  
Pulse:40-185 beats/min  
Applicable wrist circumference 13.5cm-19.5cm  
Accuracy Pressure +3mmHg(within0.4kPa) Pulse rateaccuracy ±5%  
Memory 1x 99 groups  
Average function Last 3 groups average measuring value  
Material ABS+LED display  
Power source Rechargeable lithium battery  
Dimension 4.9"(L)x3.9"(W)x3.3"(H)  
s, LED size 2.55"\*1.96"  
Weight 225g  
Certificate CE-EMC/CE-LVD/FCC/RoHS



Wrist blood pressure monitor

Product features:  
99 pairs of memory, [HB heart rate arrhythmia detection, WHO blood pressure classification  
Intelligent pressurization, live voice (optional)  
Voltage and electricity detection  
Product parameters  
E Product size: 7.56x6.84x3.1 (excluding wrist strap)  
Storage temperature: -20 C~50 C  
Storage humidity: 15%~90% ting temperature:10 C~40 C



Electronic Thermometer

Product material: ABS, stainless steel  
Display range: 32.0-42.9 C. 89.6-107.6°F  
Maximum error: 0.1 C. 0.2 ° F  
Accuracy: + 0.1 °C (35.5-42 C); +0.2 C (35.5 C); 0.2 C (95.5-107.6 ° F);  
# 0.6 ° F (95.5 ° F)  
Time response: 60 ÷ 10S (oral). 100 +20S (axillary)  
LCD screen size: 16 x 8mm  
Product size: 126x19xgmm  
Product weight: 9 g  
Battery model: LR41 48 MAH (mA)  
DC1.5V type battery



Cartoon Electronic Thermometer

Product material: ABS, stainless steel  
Display range: 32.0-42.9 C. 89.6-147.6°F  
Maximum error: 0.1 C. 0.2 ° F  
Accuracy: + 0.1 C (35.5-42 C); +0.2 C (35.5 °C); = 0.2 °C (95.5-107.6 ° F);  
± 0.6 ° F (95.5 ° F)  
Time response: 60 10S (oral). 100 +20S (axillary)  
LCD screen size: 16 x 8mm  
Product size: 126x19xgmm  
Product weight: 9 g  
Battery model: LR41 48 MAH (mA)  
DC1.5V type battery



Pocket Mesh Nebulizer

Method of Operation :Vibration Mesh Ultrasonic  
Size: 67\*42\*116.5mm  
Weight: 140G  
Power: 3V DC (Two "AA"1.5V batteries)  
Power Consumption :Approx. 2W  
Spray rate: Up to 0.7mL/min  
Vibrating Frequency: Approx. 110kHz  
Battery Life: Up to 120 minutes used continuously.  
Particle Size: MMAD Approx. 3 ~ 5um





**Comperssor Nebulizer**

Max Pressure: 2.5-3.0 bar  
Operation Pressure: 0.8-1.0 bar  
Free air flow: 131pm  
Motor work life: 3000 hours  
Mode of Operation: Non-Stop  
Medication Size: < 0.5-5um  
Nebulizer Rate: >0.30ml/min  
Sound level: <54dB(A)



**Three Ball Incentive Spirometer**

Three Ball Incentive Spirometer  
Allows visual calibration and estimation of the patients progress.  
Strengthens primary and accessory respiratory muscles and conditions them. Enhances endurance of both inspiratory and expiratory muscles.  
Improves respiratory parameters  
Improves maximal exercise capacity.  
Improves cardio-pulmonary status of the patient, enhancing the overall fitness and wellbeing  
Specifications: Capacity 600ml/900ml/1200 ml  
Components: 3 ball air chamber, EVA connection tube, PP mouthpiece  
Package: 1 pc/pack, 50pcs/carton



**Portable atomizer**

1. Product name: grid atomizer
2. Liquid residue:  $\leq 0.5\text{mL}$
3. Atomization speed:  $\geq 0.2\text{ml/min}$
4. Atomized particles:  $375\text{ }\mu\text{m}$
5. Capacity of medicine cup: minimum about 0.5mL and maximum 8mL
6. Noise:  $\leq 50\text{dB (A)}$
7. Working frequency:  $120\text{KHz} \pm 10\%$
8. Power consumption: 2.0W
9. Power supply configuration: DC5V/1000mA USB power adapter cable or 2 \* 1.5V (2 AA alkaline 5, the product does not contain batteries)



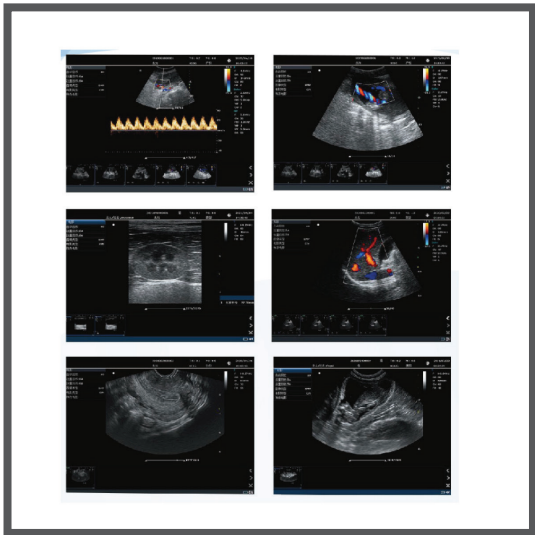
**Portable atomizer**

Product name: voltage grid atomizer  
Product weight: 78g  
Product size: 46 \* 40 \* 107mm  
Atomization rate:  $\geq 0.25\text{ml/min}$   
Working noise: <45dB  
Capacity of medicine cup: 10ml Liquid residue: <0.1ml  
Median particle size: 3.5um  
Power supply: Micro USB 5V1A; Or DC 3V 2 \* AA battery



**Portable Color Doppler**

Optional accessories  
-Endocavity Convex probe  
-Micro convex probe  
-USB report printer  
-B/W or color Video printer  
-Puncture rack  
-Trolley







MT02032061	
Power Source	Electricity
Power Supply Mode	Removable Battery
Material	Plastic
Display	TFT display
Function	Monitors Oxygen Saturation
Blood oxygen measure mentrange	5%~99%(resolution is1%)
Blood oxygen measurement accuracy	70~99%:2%,lesthan 70% undefined
Pulse measurement range	30~250BPM(resolution is 1BPM)
Pulse measurement accuracy	2BPM or +2%, whichever isgreater



MT02032101	
Display type	TFT
Display contents	SpO2、pulserate、 pulse intensity column、 oscillogram、 heartbeat indication、 battery power
Blood oxygen saturation range	70%~99%
Accuracy of blood oxygen saturation	± 2% (80%~99%)    ± 3% (70%~79%)
	Less than 70% were not verified
Pulse rate display range	30bmp~240bmp
Accuracy	±1
Product weight	≈35g
Product power supply	built in 200mA battery, external type-C USB charging



- Biphasic Truncated Exponential del brillation with lowener-gy and minimum myocardial injury
- Non rechargeable Li-MnO2 battery with high capacity supporting up to 400 shocks
- Automatic recording of ECG data & around sounds throughout complete operating
- Preinstalled electrode pads with compatibility to both adult and child
- One step operating for cover open and power on at the same time
- Daily self test and automatic self test upon power on
- Available with adult mode and child mode
- Automatic voice guide throughout the complete operation
- Automatic indication of unit status
- Alarm for low battery capacity and change of new one AED
- Optional PC software for data retrieve and download

#### Low Energy BTE

- Automatic compensation and adjustment of waveform as per load impedanceShorter time in ECG analysis and shock preparationSimultaneous ECG analysis and precharging
- Higher success rate in defibrillating
- With minimum injury to myocardium
- Better for rehabilitation
- Faster in response





## Contact Info

+ 986 7935 1161

[Omar@dashmed-om.com](mailto:Omar@dashmed-om.com)

Muscat, Sultanate of Oman